



Technology Assessment for Rural Communities of Scott County, Iowa

October 31, 2018

PHASE IV – PROCUREMENT

Presented by
Don Godke
Senior Account Executive
dgodke@rkdixon.com
563-344-9100 x1131



TABLE OF CONTENTS

Introduction.....	3
SWOT Analysis.....	4
Blue Grass.....	4
Buffalo.....	4
Donahue.....	5
Eldridge.....	5
LeClaire.....	6
Long Grove.....	6
McCausland.....	7
Princeton.....	7
Riverdale.....	8
Walcott.....	8
Recommendations.....	9
Baseline Infrastructure.....	9
Procurement.....	9
Acceptable Vendors.....	10
Minimum Requirements.....	10
Procurement Planning.....	11
Support.....	12
Shared Support.....	12
Consolidate Infrastructure.....	14
Beyond the Baseline.....	15
FISA™ Security Assessment	15
KnowBe4 Security Awareness Training.....	16
Disaster Recovery Planning (DRP).....	17
Next Steps.....	18
Technology Assessment Final Report and Strategic Technology Plan.....	19
Final Meeting July 19, 2018.....	21
Phase IV – Procurement.....	22
PC Operating System.....	24
PC Intel Processors.....	24

Business Class	24
Warranties – CarePacks	25
Dual Monitor vs Single Monitor:	25
Firewall	27
Anti-X software.....	27
Servers, the Heart of a Domain network.....	27
Workgroup vs Domain	27
Server Virtualization	28
Switches	29
Small Office Home Office (SOHO) vs Business Class infrastructure.....	31
Printers	31
Appendix A – Private MSPs.....	32
Appendix B – Scott County	41
Appendix C – Links to Procurement steps	43
New User Registration –	43
Log in to HP NASPO Ordering site	45
Finding the website	45
Selecting items	46
Ordering information required:	49
Server Procurement – Hewlett Packard enterprise (HPe)	52
Business Outlet - Remanufactured, CloseOuts and Clearance	53
HP B2B site	53
CONTRACT # MNNVP-133	53
HP2B Public Sector link	53
Appendix D – Links to articles for definition	54
Why purchase Business Class devices.....	54
Should You Get a Consumer or Business Class PC?	54
Business PCs vs. Consumer PCs - What's the difference?	54
How Much is it Costing Your Business to Run Old PCs?.....	54
A Fistful of Dollars: The Cost of Using Old Computers	54

INTRODUCTION

RK Dixon was contracted by Bi-State Regional Commission to perform a technology assessment for select rural communities (Figure 1) of Scott County, Iowa.

We would also like to express our sincere Thank You to the Regional Development Authority for funding this project. Community involvement does have an impact.

This report details phase two, assessment and planning, of the three part process (Figure 2).



Figure 1

The purpose of phase two, assess and develop to-be design, utilizes information gathered in phase one to develop a SWOT analysis for each community, and to prepare a set of feasible recommendations to affectively support and maintain IT assets and services for each community individually and as a whole.

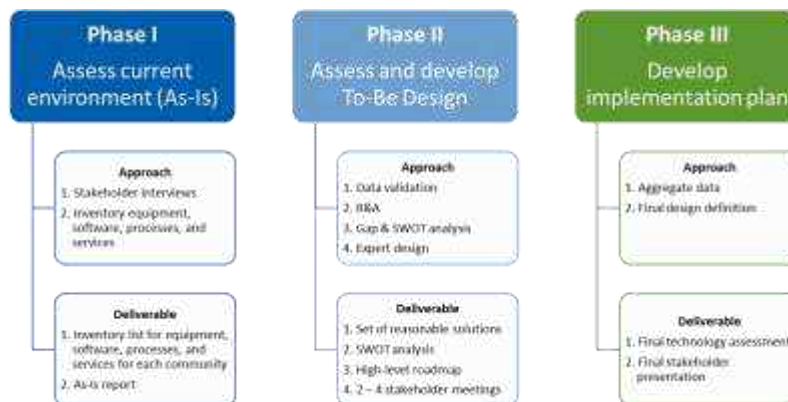


Figure 2

SWOT ANALYSIS

Based on information gathered through interviews and infrastructure assessments in phase one, we have identified key strengths, weaknesses, opportunities and threats for each community.

Blue Grass

		<i>Helpful</i>	<i>Harmful</i>
Internal	Strengths	<ul style="list-style-type: none"> Professional-grade firewall 	Weaknesses <ul style="list-style-type: none"> Aging hardware Missing critical patches and/or updates End-points missing anti-virus No offsite backup identified
	Opportunities	<ul style="list-style-type: none"> Information Security assessment Risk mitigation and disaster recovery 	Threats <ul style="list-style-type: none"> End-points vulnerable to malicious attacks End-points vulnerable to failing hardware Data loss
External			

Buffalo

		<i>Helpful</i>	<i>Harmful</i>
Internal	Strengths	<ul style="list-style-type: none"> Costs are low Off-site backup 	Weaknesses <ul style="list-style-type: none"> Aging hardware Missing critical patches and/or updates Consumer-grade hardware End-points missing anti-virus No defined IT training, policies or security procedures No formal central support New World application support challenges
	Opportunities	<ul style="list-style-type: none"> Information Security assessment and training Hardware and procurement upgrades IT support services 	Threats <ul style="list-style-type: none"> End-points vulnerable to malicious attacks End-points vulnerable to failing hardware
External			

Donahue

	Helpful	Harmful
Internal	Strengths <ul style="list-style-type: none"> • Small population creates limited infrastructure needs • Anti-virus in place 	Weaknesses <ul style="list-style-type: none"> • Consumer-grade hardware • No defined IT training, policies or security procedures • No off-site backup identified
	Opportunities <ul style="list-style-type: none"> • Information Security assessment and training • Risk mitigation and disaster recovery • Hardware and procurement upgrades • IT support services 	Threats <ul style="list-style-type: none"> • End-points vulnerable to malicious attacks • Data loss
External		

Eldridge

	Helpful	Harmful
Internal	Strengths <ul style="list-style-type: none"> • Anti-virus in place • Central support (SharedIT) 	Weaknesses <ul style="list-style-type: none"> • Aging hardware • Missing critical patches and/or updates • Consumer-grade hardware • No defined IT training, policies or security procedures • No formal support agreement • New World application support challenges
	Opportunities <ul style="list-style-type: none"> • Information Security assessment and training • Hardware and procurement upgrades • IT support services formal agreement 	Threats <ul style="list-style-type: none"> • End-points vulnerable to malicious attacks • End-points vulnerable to failing hardware
External		

LeClaire

	<i>Helpful</i>	<i>Harmful</i>
Internal	Strengths <ul style="list-style-type: none"> Central formal support (Platinum) Professional-grade hardware Anti-virus in place IT training, policies and security documentation from Platinum 	Weaknesses <ul style="list-style-type: none"> Missing critical patches and/or updates New World application support challenges
	Opportunities <ul style="list-style-type: none"> IT support services renewal 	Threats <ul style="list-style-type: none"> End-points somewhat vulnerable to malicious attacks
External		

Long Grove

	<i>Helpful</i>	<i>Harmful</i>
Internal	Strengths <ul style="list-style-type: none"> Central formal support during current Mayoral term (Integrated Solutions) Identify Theft Protection policy Ant-virus in place Off-site backup 	Weaknesses <ul style="list-style-type: none"> Missing critical patches and/or updates Consumer-grade hardware No defined IT training
	Opportunities <ul style="list-style-type: none"> IT support services renewal Hardware and procurement upgrades Information Security assessment and training 	Threats <ul style="list-style-type: none"> Loss of IT support services after Mayoral term End-points somewhat vulnerable to malicious attacks
External		

McCausland

	Helpful	Harmful
Internal	Strengths <ul style="list-style-type: none"> Off-site backup Central support (Geeks Online) 	Weaknesses <ul style="list-style-type: none"> Consumer-grade hardware No defined IT training, policies or security procedures No formal support agreement Public computer on internal network End-points missing anti-virus No formal support agreement
	Opportunities <ul style="list-style-type: none"> Information Security assessment and training Hardware and procurement upgrades IT support services formal agreement 	Threats <ul style="list-style-type: none"> End-points vulnerable to malicious attacks Data vulnerable to unauthorized access
External		

Princeton

	Helpful	Harmful
Internal	Strengths <ul style="list-style-type: none"> Central support (Shared IT) 	Weaknesses <ul style="list-style-type: none"> Aging hardware Consumer-grade hardware End-points missing anti-virus No defined IT training, policies or security procedures No formal support agreement New World application support challenges No offsite backup identified
	Opportunities <ul style="list-style-type: none"> Information Security assessment and training Hardware and procurement upgrades IT support services formal agreement Risk mitigation and disaster recovery 	Threats <ul style="list-style-type: none"> End-points vulnerable to malicious attacks End-points vulnerable to failing hardware Data loss
External		

Riverdale

	Helpful	Harmful
Internal	Strengths <ul style="list-style-type: none"> Identify Theft Protection policy Central formal support (Integrated Solutions) 	Weaknesses <ul style="list-style-type: none"> Aging hardware Consumer-grade hardware End-points missing anti-virus No defined IT training No backup monitoring
	Opportunities <ul style="list-style-type: none"> IT support services renewal Hardware and procurement upgrades Risk mitigation and disaster recovery Information Security assessment and training 	Threats <ul style="list-style-type: none"> End-points vulnerable to malicious attacks End-points vulnerable to failing hardware Data loss
External		

Walcott

	Helpful	Harmful
Internal	Strengths <ul style="list-style-type: none"> Password policy 	Weaknesses <ul style="list-style-type: none"> Aging hardware Consumer-grade hardware End-points missing anti-virus No defined IT training No formal support agreement New World application support challenges No offsite backup identified
	Opportunities <ul style="list-style-type: none"> Information Security assessment and training Risk mitigation and disaster recovery Hardware and procurement upgrades IT support services 	Threats <ul style="list-style-type: none"> End-points vulnerable to malicious attacks End-points vulnerable to failing hardware Data loss
External		

RECOMMENDATIONS

Findings from the technical assessment and stakeholder interviews identified opportunities for improvement in several critical information technology operational areas. Initial planning recommendations are outlined below.

Baseline Infrastructure

Security and non-public disclosure of residents' private information should be a primary focus of public government. Protecting information falls into several categories that include preventing access from non-authorized individuals and hackers, backing up of data both onsite and offsite, and separation of public and internal wired and wireless networks. As a first step, we recommend baselining the infrastructure at each community.

At a high-level, the following would be required at each location:

- A professional-grade firewall and server
- Wired and wireless upgrades, and configurations to isolate public from private information
- Additional, or modified, backup infrastructure
- Antivirus solution
- Continuous infrastructure maintenance, patching, and updating

The challenge then becomes asset procurement and on-going infrastructure support. There are several options for this; however, the feasibility of each varies.

Procurement

As-is, the communities are procuring their hardware independently, from various vendors at various costs. With the exception of LeClaire, all communities are using some form of consumer-grade hardware or operating system. While this method is technically possible and undoubtedly lowers the initial capital expenditure, it could be seriously undermined in the long term by the operating and downtime costs incurred from using less robust technology.¹

Another procurement challenge is how long to use an asset and when to reasonably replace it. With the exception of LeClaire and Eldridge, all communities reported replacing hardware only 'as needed'. While this method aims at utilizing the hardware for the maximum amount of time, the community runs the risk of increasingly slow response times and even extended downtime for an unexpected asset loss. Additionally, unless the hardware is kept up-to-date, the security risks increase as the equipment ages and ultimately becomes more vulnerable to malicious attacks.

The communities may choose to continue procuring assets independently; however there may be opportunities of scale available should the communities purchase together. Either way, it is recommended that an acceptable vendor list and minimum requirements be established.

¹ McLaughlin, Gavin. (2014, December 01). The hidden risks in consumer-grade storage components. Retrieved from <https://www.techradar.com/news/computing-components/storage/the-hidden-risks-in-consumer-grade-storage-components-1275041>.

Acceptable Vendors

Establishing a list of acceptable vendors ensures that all communities, independently or jointly, are receiving the acceptable grade equipment at a fair price.

- Option 1 The State of Iowa has negotiated set pricing for business-class devices with several select vendors for use by local government employees. A current list of contracts is updated daily and can be found at <https://das.iowa.gov/procurement>.
- Option 2 Purchased through local private vendors equipped in procuring and selling business-class devices.
- Option 3 Secure a strategic partnership with Scott County (detailed further in under Support).

Minimum Requirements

Minimum PC specifications to consider

- Processor
- Memory
- Storage
- Graphics
- Optical drive
- Operating system
- Expansion options
- Age
- Anti-virus

Other professional-grade infrastructure requirements to consider

- Server
- Switch
- Firewall
- Router
- Back-up appliance

Procurement Planning

When considering age as a minimum requirement, it becomes increasingly important to plan for asset depreciation and replacement. IT infrastructure assets should be integrated into any existing procurement plan for community expenditures. Rather than replacing as needed, the current age of IT infrastructure equipment should be assessed during fiscal year budgeting and replacement costs should be integrated into budget planning. This could be managed



- Internally by each community
- By a single procurement planner responsible for all communities
- Using strategic vendor relationships who manage the support and procurement process

Larger expenditures, such as servers, are commonly managed through hardware-as-a-service (HaaS) agreements. Similar to leasing, the ownership of the equipment would remain with the managed service provider and not the community. This type of agreement is beneficial because it

- Decreases initial capital costs and allows for consistent expense planning over the life of the agreement
- Releases responsibility of repair through managed monitoring and maintenance
- Alleviates internal replacement planning process and ensures opportune hardware upgrades

Support

When considering the term support, we are referring to

- Remote helpdesk support
 - Infrastructure remediation
 - Desktop/end user support
 - Line of Business (LoB) application and system support
 - Domain user management
- On-site support for
 - All remote helpdesk items
- Standard environment and infrastructure policies
- Infrastructure monitoring and maintenance
 - Backup monitoring
 - Server, network and internet circuit monitoring
 - Server drive space and service monitoring
 - End-point patching and updates
 - Anti-virus/anti-spam services
 - Network performance reporting
- Professional-grade hardware and software procurement capabilities and incentives

As-is, all communities are securing IT support independently of each other: either internally or through various vendor relationships. With the exception of LeClaire and Riverdale, no other communities have secured a formal IT support agreement. The drawback to separate operations is each community is independently responsible for securing their own support at full costs. Depending on access to reliable information, finding credible and secure support may be a challenge.

Shared Support

Rather than securing support independently, another approach would be to contract with a vendor for IT support of the individual community infrastructures at a shared cost. The benefits of this approach includes

- A reduced need for IT knowledgeable personnel within each community
- Streamlining the support process and increasing efficiencies
- The ability to leverage buying power for all IT assets across all communities
- The ability to distribute support costs across all communities

Vendor selection becomes the critical path for this option. Vendors need to be competent in end-user support, infrastructure, backup, recovery, and security with a focus on government requirements. They would need to be a capable liaison for the various line-of-business applications utilized by each community (i.e. New World). Additionally, they would need to prove their capability to geographically support all of the communities and be able to distribute costs at a prorated rate based on community size.

Option 1 Secure a shared IT support agreement with a private vendor. There are several options for this path, including vendors who are already working with some of the communities. In Appendix A you will find high-level information for three private managed service support vendors who would be qualified to support the communities.

Option 2 Secure a strategic partnership with Scott County. As-is, the communities are receiving support from Scott County for New World applications only. Unfortunately, this support relationship is not backed by a formally outlined agreement. As summarized in the Phase I – AS-IS report, this undocumented relationship has ultimately created tension between the communities and Scott County.



When asked about the current relationship, Scott County IT Director Matt Hirst **stated he, "expects [the communities] are very frustrated"**. The county is doing the best we can to support them; however the short-sighted leadership that was involved in the development of the SEC consolidation has helped to create **where we are."** **Without additional** funding, the county does not have additional support to efficiently distribute to the communities brought on during the consolidation.

While the current relationship is not ideal, with the right collaboration and agreement there is a genuine and unique opportunity to develop a strategically beneficial partnership between the communities and Scott County. When considering vendor selection, Scott County meets all of the capabilities to support the communities while offering some unique differentiators that may not be recognized through a private vendor.

Their exclusive government-only operations make them an ideal partner for the communities. **The word 'partner' is intentionally used** here and meant to signify that this would not be a typical vendor-customer relationship. While there would be a formal agreement with associated costs, it is significant to highlight that Scott County is a not-for-profit organization. This may help alleviate and reduce the joint costs incurred by the communities for this support.

Scott County also offers significant economies of scale. As it stands, they support over 900 network accounts and recently purchased and deployed over 500 computers for upgrades.

Appendix B details further high-level support information for Scott County.

Consolidate Infrastructure

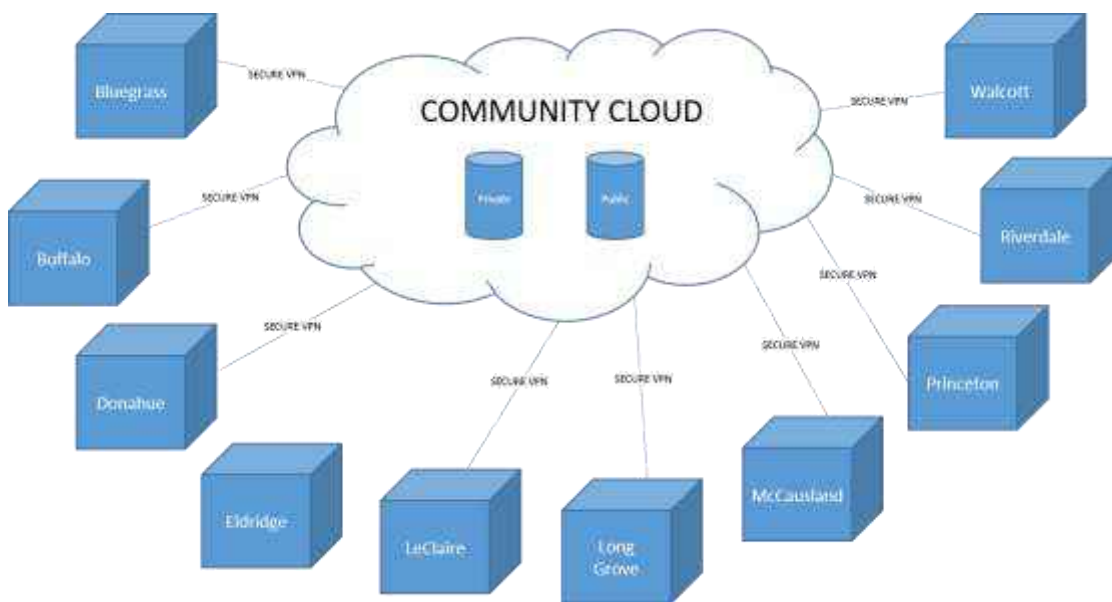
There is an option to combine all of the communities' infrastructures into one single parent\child remote infrastructure relationship. In this model, all of the infrastructure would be either, private, or public, or cloud based. The communities would share a common cloud infrastructure, thus sharing costs, while maintaining separation of governmental agencies.

The following excerpt from StateTech.com summarizes how the cloud has helped the state of Indiana:

The state of Indiana's private community cloud significantly cut IT expenses and has encouraged the IT department to deepen its commitment to the cloud. "For new proposals, we consider the cloud first, then we determine if there are any unique reasons why the cloud wouldn't make sense," says Jim Rose, the state's chief technology officer.

The private cloud uses VMware virtualization technology and runs about 75 percent of the state's servers. Agencies no longer invest in their own hardware and software for web -servers and other IT resources, but instead pay a set monthly service fee based on use. That has helped to shutter several data centers, and save the state about \$14 million annually, Rose says. Those savings are important, but they're not the only benefit. Having a mature cloud strategy in place is essential for future IT success, Rose says.²

Like Indiana, this approach may be the least cost option long-term for all communities to efficiently utilize and maintain an updated infrastructure environment. As with shared support, the correct vendor selection is critical in leveraging all of the benefits of a shared infrastructure.



² Joch, Alan. (2017, April 10). Local governments take cloud to the next level. Retrieved from <https://statetechmagazine.com/article/2017/04/local-governments-take-cloud-next-level>.

Beyond the Baseline

Based on information gathered in phase one, there are additional beneficial opportunities available for the communities to leverage beyond standardizing, updating and securing their infrastructure.

FISA™ Security Assessment

Results from the technical assessment and information gathered during stakeholder interviews suggest several communities would benefit from a baseline security technical assessment. The Fiducial Information Security Assessment is the most objective and comprehensive measurement of information security risk available in the market. It was designed by engineers at FRSecure, who average more than 15 years of information security experience, with these specific objectives in mind:



- The assessment is based on risk. The most effective way to manage information security is based on risk, not on specific controls that may or may not fit for your organization.
- The assessment is easy to understand. *Easy to understand* and *effective* are not mutually exclusive. In fact, they usually go hand in hand. The most effective information security programs are typically simple and effective. Complexity is often the enemy to good security.
- The assessment is comprehensive. Information security is not an IT issue; it is a business issue.
- The assessment is objective. **FISA™ scoring is as objective as is possible given what we know about threats, vulnerabilities, exploits and risk in general.** Each assessed control is given a risk metric based on professional opinions, best practices, and real-life data.
- The assessment is clear and free from technical jargon. **Terms like “NextGen”, “Internet of Things” (IoT), “Advanced Persistent Threats” (APT), etc. are all avoided as much as possible.**
- The assessment leverages and references current security frameworks and standards such as ISO/IEC 27001:2013 and the NIST Cybersecurity Framework (CSF). This is very good news for organizations that have built their information security programs per one or more of these frameworks and helps to lend to the credibility of the assessment.

For smaller organizations, there is FISA-SB™. Small to medium sized organizations in particular are vulnerable. According to governmental agencies, there are 28.8 million small businesses in the United States. The latest Symantec Internet Security Treat Report (ISTR) indicates that 1 in 40 small businesses are at risk of cyber-attack. A FISA-SB™ **allows small** organizations to know and understand how they are vulnerable and how they compare with peers within similar industries. The FISA-SB™ **is constantly calibrated** to the latest security threats used by attackers with controls designed to medicate those threats and protect data from unauthorized access, disclosure, distribution and destruction.

KnowBe4 Security Awareness Training

Along with a security assessment, it is important to train users on proper IT security awareness. No communities identified having standard IT training. KnowBe4 is the world's most popular integrated Security Awareness Training and Simulated Phishing platform with over 16,000 customers.







KnowBe4 security awareness training provides baseline testing to assess the Phish-prone™ percentage of your users through a free simulated phishing attack. After identifying your baseline, train your users with the world's largest library of security awareness training content; including interactive modules, videos, games, posters and newsletters. See the results with enterprise-strength reporting, showing stats and graphs for both training and phishing.

Security Awareness Training and Simulated Phishing Platform

Helps you manage the problem of **social engineering**

Kevin Mitnick Security Awareness Training

Old-school security awareness training doesn't hack it anymore. Today, your employees are frequently exposed to sophisticated phishing and ransomware attacks.

-  **Baseline Testing**
We provide baseline testing to assess the Phish-prone™ percentage of your users through a free simulated phishing attack.
-  **Train Your Users**
The world's largest library of security awareness training content; including interactive modules, videos, games, posters and newsletters. Automated training campaigns with scheduled reminder emails.
-  **Phish Your Users**
Best-in-class, fully automated simulated phishing attacks, hundreds of templates with unlimited usage, and community phishing templates.
-  **See the Results**
Enterprise-strength reporting, showing stats and graphs for both training and phishing, ready for management. Show the great ROI!



Disaster Recovery Planning (DRP)

Half of the communities assessed did not have sufficient offsite backup and/or monitoring to effectively recover from a total loss. Today, a **total loss doesn't only happen** when natural disasters strike; it can happen in seconds as a ransomware virus encrypts every end-point on the network.

In a 2018 report from The Center for Digital Government, it details just how important disaster recovery is:

In 2016, a ransomware virus took control of the desktop computer of a city of Sarasota, FL, employee. The virus encrypted three servers and 160,000 files, rendering them inaccessible, as cyber criminals demanded up to \$33 million in Bitcoin as ransom.

Unfortunately, Sarasota's experience isn't unique. The U.S. Department of Justice estimates more than 4,000 ransomware attacks have occurred every day since the beginning of 2016, and government is a prime target. According to a recent Bitsight report, government agencies had the second-highest rate of ransomware and the second-lowest security rating among six industries examined. Given such risks, a robust disaster recovery and data protection plan is critical for any state or local government organization.

The report concisely summarizes four critical best practices for local governments to employ to successfully execute disaster recovery planning:

1. Implement an automated backup solution
2. Take a 3-2-1 approach to data storage and recovery
 - a. 3 copies of data
 - b. 2 of those copies on different media, such as disk and tape
 - c. 1 copy of data backed up off site
3. Ensure strong data recovery capabilities are in place
 - a. Rapid recovery
 - b. Verified recoverability
4. Confirm complete data visibility
 - a. Collect the right data
 - b. Monitor multiple environments
 - c. Provide real-time issues discovery

Fortunately, for Sarasota, they were prepared and equipped for response:

Sarasota avoided paying millions to cyber criminals because it employed effective disaster recovery practices. By following the 3-2-1 rule for data storage, Sarasota ensured backups were consistent and successful and was prepared with a rapid data recovery solution. Its plan provided end-to-end visibility to monitor and effectively **respond quickly to a crisis. "If we hadn't been able to recover our files, we would have**

had massive data loss affecting all facets of the city and ultimately, it would have impacted our citizens,” says Rodriguez.³

NEXT STEPS

This report is being presented in conjunction with two to four stakeholder meetings. The stakeholder meetings will

- Include key stakeholders from participating communities, representatives from Bi-State Regional Commission, and representatives from RK Dixon
- Summarize information gathered during the AS-IS technical assessment and stakeholder interviews
- Review initial planning recommendations and various feasible options
- Allow community stakeholders to ask questions and participate in the decision-making process that will shape and define the long-term strategic technology plan for rural communities of Scott County

Once the stakeholder meetings have commenced, the final phase of the assessment will be to develop an implementation plan for select technical strategic solutions.

³ 4 Best Practices for State and Local Government Disaster Recovery Planning. © 2018 Center for Digital Government Content Studio. Retrieved from <http://www.govtech.com/library/papers/4-BEST-PRACTICES-FOR-STATE-AND-LOCAL-GOVERNMENT-DISASTER-RECOVERY-PLANNING-98247.html>.

Technology Assessment Final Report and Strategic Technology Plan

Due to the lack of respondents from community contacts (only 2 of 17 individuals responded that they would attend a meeting), the recommendation phase of the project cannot be fully completed. Much valuable insight was still gathered and reported with the previous two phases of the project. While RK Dixon cannot make a definitive recommendation as to the exact decision that the communities should follow, we do believe that the communities collectively could benefit by having a common IT infrastructure and support mechanism. There is currently little to no cooperation or information sharing between the communities and as a result there are many duplicated or missing functions. By having a single IT provider and support team the communities could benefit from economies of scale when purchasing equipment and services and have more influence when dealing with vendors.

A seemingly logical approach would be to recommend that Scott County IT take on the responsibility for supporting these communities as their IT department has expressed interest in doing so. Unfortunately, most of the communities were hesitant in this approach and many expressed great concern due to their past interactions working with the county being less than successful. One community still had a laptop that were purchased new two months ago that still had not been setup by the county. If Scott County IT is truly interested in providing support to these communities, they will need to improve their current service and prove to the communities that they can provide an adequate level of support.

An alternative approach could be to utilize an IaaS (Infrastructure as a Service) model and have a shared infrastructure for all communities. Security can be structured to keep individual community data separated but still allow cost reductions by reducing duplication of services that all communities require such as: domain security, file sharing, print services, email, and even New World. With an IaaS model, the computing infrastructure is hosted at a datacenter, otherwise known as the cloud. This will provide these smaller communities access to enterprise grade services, whereas currently most communities are using consumer grade equipment. The IaaS model also provides greater redundancy and disaster recovery features that are not present with their current infrastructures. The IaaS model removes the need to refresh back-office server infrastructure and only the local network hardware and end-user computers need to be refreshed.

There is much opportunity for improving the IT infrastructure and support in each of these communities. It will require each community to have a vested interest in making changes and providing necessary people with decision making authority in order to enact change.

It has been our pleasure to complete this project and hope that the findings will be useful to all involved.

FINAL MEETING JULY 19, 2018

Final meeting requested through Bi-State Regional Commission for the Scott County Rural Communities project, on July 19th, 2018 at the Scott County Library – Eastern Avenue

Attendees:

- Ann Schmidt, Blue Grass
- Chief Brian Carsten, McCausland/Princeton
- Christie Arp, Donahue
- Tim Long, Riverdale
- Brandon Melton, Bi-State Regional Commission
- Gena McCullough, Bi-State Regional Commission
- John Vining, RK Dixon
- Don Godke, RK Dixon

Brandon Melton opened the meeting and greeted the guests. Brandon thanked the Regional Development Authority (RDA) for the grant dollars that made this project possible, explained the reason for the project and the selection process.

Don Godke reviewed the project findings, reviewed certain points from the study and explained more on procurement using the State of Iowa NASPO Contract that each city could purchase from. We discussed PC Lifecycle planning, budget planning and the procurement process.

At this point Brandon suggested that we investigate writing up a Procurement Planning study to show the Rural Communities HOW to purchase off of the State of Iowa NASPO Contract, as it is not that user friendly sometimes. The cost savings can be substantial and aids in the PC Lifecycle planning and budgeting.

Tim Long, City Administrator of Riverdale added that he was former City Administrator of Morrison, IL. and used RK Dixon in Managed Services on their network. Their systems were slow and troublesome. RK Dixon came in, took control of the infrastructure and in a short period, had our network running smooth. The City of Riverdale is ready to go, he says.

The meeting closed with a promise from RK Dixon to work with Bi-State Regional Commission to provide the Scott County Rural Communities with a Procurement Planning study that they can use to budget and purchase under the State of Iowa NASPO Contract.

PHASE IV – PROCUREMENT

RK Dixon was asked by Bi-State Regional Commission to present a Procurement document for the Rural Communities, through the continued grant from the Regional Development Authority (RDA).

There are multiple ways for the Rural Communities to purchase Information Technology infrastructure, computers, servers, and software:

- In combination with Scott County Purchasing Request For Quote (RFQ) process
- Direct placement thru State of Iowa Contracts
- Local Vendors
- Software Provider of Specific Software

Scott County relies on Hewlett-Packard computers. One of the least known reasons is local HP Badged Employees Service Technicians. Should an issue arise, these HP employees are certified technicians, with parts and expertise, who come to your organization and make the repair, on-site. Parts, Labor and On-Site Service is included, at no additional cost during the term of the agreement.

Other reasons:

- **Business Class PC's are more dependable, stable, last longer & have the features needed for networking**
- **Consumer grade PC's are cheaper, less robust, prone to failures being used all day**
- HP employs Badged Employees for Certified Service Technicians, they do not rely on 3rd party providers, they have parts with them in most cases or can go to Cedar Rapids to the HP Parts Depot

Let's look at some information regarding what not to purchase, and these items are taken from the Technology Assessment RK Dixon provided and our experience/expertise.

Standardizing builds stability, sustainability and dependability

PC Operating System

- Desktop/Laptop Operating System – should be Windows xx Professional 64-bit: (where xx is the most current version of Windows, currently at version 10)

Microsoft Windows Operating System, includes these features and more:

- Bit Locker (security)
- Group Policies (security)
- Roaming (convenience)
- Assigned Access (security)
- Windows Update for Business (security)
- Domain Join (security)
- Remote Desktop (management and support)
- Client Hyper-V
- Enterprise Mode Internet Explorer (security)

Windows HOME version is not recommended for a network environment and may not include BitLocker, a security feature you should deploy, besides the above features.

PC Intel Processors

- Intel i3 - for the casual user for surfing and email. 4Gb to 8Gb memory recommended
- Intel i5 - should be more than sufficient and can run multiple programs/applications at one time. 8Gb memory recommended.
- Intel i7 - for power users or accountants crunching numbers and more than 1 program/application open at one time, 8Gb to 16Gb memory recommended.

Business Class

- **HP Business Class PC's:**
 - **Most HP Business Class PC's and Servers come with a 3-3-3 Warranty Standard**
 - 3-Year Parts
 - 3-Year Labor
 - 3-Year On-Site
- Depending upon costs (the initial cost and future costs), include the Extended HP CarePack warranty coverage, it includes On-Site, Parts and Labor and can be purchased for up to a 5-Year coverage.
 - Example: the hard drive fails on a PC. The costs could be:
 - On-Site cost – \$120
 - Part cost – hard drive - \$60
 - Labor cost – a 2 hour visit - \$160
 - TOTAL - \$340 without a warranty coverage
 - Example: hard drive failure on your Server:
 - On-Site cost – \$120

- Part cost – hard drive - \$600
- Labor cost – a 4 hour visit - \$320
 - TOTAL - \$1,040 without a warranty coverage

*Price is the initial dollar amount, considered once:
Cost is the Price and future dollars spent on the device **over it's lifetime***

- If you have only one server and it is down for a failure, note the additional costs of loss of business. If you have more than one server, note the additional costs of doing **business without this server's application.**
- Smaller communities with smaller User count should purchase their computers all at once, BUT add to the budget for year 1, 2, and 3 to purchase a fresh batch on year 4.
- Larger communities should put 1/3 of their computers, per year into a budget, and stick to it.

Build a Roadmap with the Budget process

Warranties – CarePacks

A selection of a Warranty Extension should include Defective Media Retention (DMR).

If the hard drive fails and has to be replaced on either a PC and/or server, the standard warranty would be replacement of the hard drive with a new hard drive and the failed hard drive must be returned to HP.

Regulations regarding data on the hard drive requires that you destroy the hard drive so that any data on the hard drive cannot be read.

An HP CarePack with DMR provides that the hard drive does not have to be returned and that you can physically destroy the drive.

Dual Monitor vs Single Monitor:

- With the proper processor and graphics card, it is easier to have multiple programs/applications open at one time and increase productivity on Dual Monitor configuration
- MATCH the Monitor cable/input to the Graphics Output port on the PC:
 - HP DisplayPort port can handle: VGA, HDMI, DVI-D and more
 - VGA was the standard, HDMI is better, clearer, crisper, less eye fatigue
 - Most PCs and Laptops can handle more than 2 monitors, some up to 5 and more

Firewall

All organizations should have a Firewall. If you are on DSL or a Mediacom type Internet circuit you will be supplied with a Modem that does Network Address Translation (NAT) which is not a Firewall.

A Firewall checks and approves traffic in and out of the Firewall and can detect basic anomalies which can affect your network. It is just one layer of defense that should be deployed.

Anti-X software

Anti-X software, otherwise known as Anti-Virus software, protects against viruses, malware and some malicious content from infecting the network. The Anti-X software you choose should be a Client/Server based package for those with a Server or a Client based software, either version should automatically, on a routine basis, go out to the Internet and download the latest virus definition files for the network. The package you choose should be capable of following the device, in the case of a laptop/tablet, so that wherever your device is it can get the latest virus definition download. We prefer WebRoot.

Servers, the Heart of a Domain network

Workgroup vs Domain

Basics of a WorkGroup:

- All the PCs are "peers", no PC has control over another PC
- Each PC has a set of User Accounts.
 - To log on to any PC in the WorkGroup, you must have an account on that PC
- Typically, there are less than 20 PCs in a WorkGroup
- A WorkGroup is not protected by a password
- All PCs must be on the same local network or subnet
- A WorkGroup is a basic network infrastructure with slack security control and there is basically no central controlling administrative center
- Lack of control and central management over Permissions (security risk)
- No " logging " or tracking of User actions (security and compliance risks)
- Increased possibilities of infecting other devices in the WorkGroup due to slack controls
- Lack of Users mobility; documents stored on a single PC are not available to Users without Sharing
 - In the case a PC crashes, the data/documents are lost, they are not backed up
- Low Security in enforcing Password Changes/Password Sharing/Password requirements

Basics of a Domain:

- Network Administrators use Servers to control the Security and permissions of all PCs on the Domain.
- This makes it easier to make changes, since the changes are then automatic to all the PCs.
- Domain Users must provide a password and/or other Credentials each time they access the Domain
- If you have a user account on the Domain, you can log into any PC on the Domain, without needing a User account on that PC
 - (this could make the User's life easier switching between PC from department to department within the community buildings)
- A User can make limited changes to their PC settings because Network Administrators want to ensure consistency throughout the Domain (stability and standards)
- There can be thousands of PCs on a Domain
- The PCs can be on different local networks
- More complicated
- A Domain has computer(s) to oversee the normal functioning of the company PCs and Security and Sharing of data is high on the agenda
- If setup properly (standards), the Users data "on" the PC is automatically redirected to the User Account storage on the Server, commonly the "S" drive and IS BACKED UP.

In most cases requirements and/or regulations require Active Directory Domains

Server Virtualization

This topic is harder to explain, but virtualization is FREE, using HP's Hyper-V and can be a huge time savings. Another, more widely used virtualization program is VMware vSphere virtualization with additional features.

An easy way to explain virtualization is a File Cabinet. The Physical File Cabinet is the Physical Server. The Drawers are Applications partitioned in the hard drives with resources allocated to the Drawers; processors/cores/memory/hard drive space, etc. Inside the Drawers are files (data).

Virtualization provides faster means to repair or replace a failure, from days to hours.

Each virtualized "server" needs an Operating System purchased. Microsoft Windows Server license, allocated by Cores of the Processor.

Even a single server environment will benefit from virtualization.

Switches

- Managed vs un-Managed.
 - Managed switches provide more features and are slightly more in cost than un-managed:
 - Ability to configure the switch using Simple Network Management Protocol (SNMP)
 - can be seen in the network map
 - Prioritize Traffic
 - Control
 - Quality of Service (QoS)
 - VLAN
 - Layer 2/Layer 3 Security and more
 - All helping to detect and correct errors/issues
 - You want a 10/100/1000 Mbps (Gigabit) Managed Switch
 - Unmanaged come pre-configured and you can change some settings
- Determine how many ports you need and buy extra ports, to a point. Determine if you need Power over Ethernet (PoE) or not. PoE is for Wireless Access Points (WAPs) and Voice over Internet Protocol (VoIP) Internet protocol (IP) Phones. It may be more cost effective to purchase a non-PoE switch for lower count PoE needs and purchase the Power Injectors. It is dependent upon the count of IP devices that need PoE.

“ We need another switch over there, let’s just buy another 5-port switch and connect it to one of the main switches”.

Network switches, “daisy-chained” is like taking a 4-hour road trip, stopping at every gas station along the route. That 4-hour road trip can take 6-hours now. Every switch is the gas station, pull in, check it out, pull back onto the route and repeat at the next switch. These are called “hops” and slows the traffic down.

- Home Run the intended device to a port on the main switch, if you can. A CAT6 cable can be run 328 feet from the Patch Panel to the Wall Jack. Check for any interference issues, incandescing lamp fixtures, welders, etc., (high power grabbing devices). If the intended device is over that distance and cannot be Home Run, look at connecting via the SFP GBIC port for best throughput, or as a last result, price out a Fiber run which is costly. **If it’s for 1 PC that is used sparingly and doesn’t need throughput, a small switch is fine, but note the switch and PC in your design and network map.**



Small Office Home Office (SOHO) vs Business Class infrastructure

- Caution around going to a big box store and/or on-line to buy printers, switches, firewalls, routers, wireless routers, wireless access points and the like. Most are going to be Small Office Home Office (SOHO) type devices, many of which are least cost and do not provide the level of security nor throughput for a business.
 - A prospect was experiencing issues with their Line of Business software, in the Cloud. In working with their Line of Business application technical support it was determined that their Firewall, was a SOHO Firewall and the throughput was awful slow. The error message pointed to throughput on their network. As a test, we installed a Business Class Firewall and the error messages stopped, their connectivity to the Line of Business application improved dramatically, their User productivity greatly improved along with the User experience. The cost was minimal and the ROI was 3 months.

Printers

- LaserJet vs InkJet
 - Inkjet printers are the cheapest printers, but the inkjet cartridges are expensive compared to LaserJet and Inkjet is a lesser quality print job
 - If you printed 4,000 pages with an InkJet printer (4,000 pages divided by 170-pages per cartridge equals 23.5 cartridges at \$19 per cartridge equals \$447).
 - If you take the same \$447 in cartridges spent, you would get 31,304 pages on a **LaserJet, with almost 8 x's more pages and with superior quality.**
- With most Color LaserJet printers, you can configure the Printer Driver in a Users PC to print only Black and they would have to manually change the Settings to get Color...cost savings)

APPENDIX A – PRIVATE MSPS



On a high level, Platinum offers four services that would be relevant to the project you have outlined.

- 1) IT Complete Support
- 2) Hardware- Software acquisition & management, including Office 365.
- 3) Proactive Network Management & Monitoring
- 4) On-Site & Off-Site backup programs.

All of the above mentioned programs are charged on a per server/per pc basis.

IT Complete provides an interactive helpdesk manned five days per week from 7:00AM to 5:30PM. All calls are answered by a live local voice. 80% of the service calls are handled remotely by this staff. For issues requiring an on-site technician, they are dispatched by the helpdesk at no additional charge. Services run from end-user break & fix to full server management. Also included is a partnership with the ERP software provider to provide a local set of hands, ears and eyes for trouble shooting and software updates. As mentioned above, all fees are based on the number of computers supported and does not increase after a certain number of hours are expended each month.

Hardware & Software acquisition. Our annual sales with vendors like Dell and Microsoft gives us excellent pricing, which we pass on to our clients without a not mark up.

Proactive Network Management & Monitoring. We monitor networks 24x7, 7 days per week with a 15 minute notification of any event. Many of the problems detected by the monitoring service is fixed on the flat fee based IT Complete. This service also allows patch management on network software as well as pushes for desktop software ERP programs. Anti-Virus, Anti-Spyware, Web content Filtering and remote pc access through Log-Me-In is part of this service.

On-Site & Off-Site Backup. A hardware appliance is placed at each location with a server. The backup covers data as well as OS and application software. On a regularly scheduled basis, a snapshot is taken and stored on the local backup device. This allows client data to be restored from the date the device was initially installed. On a nightly basis, the backup for the day is transferred to an off-site location in case something happens to the local office. In addition to backup, the local device can act as a local VMware server to provide network services in case of server hardware & software failure. This can also be achieved from the remote location in case the local office is destroyed. The local device can be right sized to accommodate the needs of the various communities.

CompuSuite, Managed IT Services by RK Dixon, offers a comprehensive IT service plan that is driven by metrics and focused on providing your organization with world-class support. We have dedicated service delivery areas, each specializing in a certain facet of your IT support:



Support Services

Support Services is responsible for handling the reactive work that occurs when **you encounter an incident relating to your company's IT needs. We aim to provide world class customer service by getting to know how your company operates.** We are staffed in a centralized location which allows you to submit a service ticket directly to our team via e-mail, customer portal or phone call. Our team is built around skilled engineers that have a wide range of experience and technical abilities allowing us to efficiently resolve your issues. Our goal is to ensure there is minimal impact to your business so that you are free to do what you do best while we do ours.

Centralized Services

Centralized Services ensures we have visibility and control of your IT infrastructure. Critical IT infrastructure such as servers, routers, switches and access points are monitored for hardware and software failures. We ensure your IT infrastructure is secure with the use and monitoring of vital anti-virus software, deploying critical software patches and state-of-the-art backup solutions. **We'll provide your company with a periodic technical report providing visibility to important IT metrics, empowering you to make crucial business decisions.** Centralized Services can also help your company stay on the leading edge by utilizing advanced cloud solutions.



Network Administration

Your Network Administrator plays a critical IT role by providing proactive services such as accurately documenting and inventorying your environment and performing recurring on-site preventative maintenance. The Network Administrator will collaborate with Centralized Services to ensure all IT infrastructure is being monitored. Recurring on-site visits allow the Network Administrator to verify server and network health, maintain backup solutions and perform an IT risk assessment. The IT risk assessment identifies key areas of your infrastructure that may need to be addressed to ensure the greatest level of performance, reliability and security. By keeping your IT environment in proper technical alignment, your Network Administrator will develop an advanced understanding of how your business operates, allowing us to provide you with world-class service.



vCIO

We provide our customers with a dedicated vCIO (Virtual Chief Information Officer) with technical skills and sound business acumen to ensure continual delivery of high-value technology consulting while reducing IT related business risks. Vendor management, technology planning and budgeting helps ensure the best possible technology recommendations for your IT investment.

CompuSuite, Managed IT Services by RK Dixon	Service Plan		
Service Delivery Areas	Ultimate	Essentials	Basic
Support Services			
On-site Support (M-F 7am to 5pm)	✓		
Remote Support (M-F 7am to 5pm)	✓	✓	
Help Desk (M-F 7am to 5pm)	✓	✓	
Remediation of Infrastructure & Monitoring Alerts	✓	✓	
Desktop / End User Support	✓	✓	
Line of Business Application/System Support ¹	✓	✓	
Domain User Management - Adds, Changes, Deletions	✓	✓	
Billable After-Hours Support (Weekends and Holidays)	✓	✓	
Centralized Services			
Monitoring Backups & UPS protection ²	✓	✓	✓
Monitoring Server, Network Devices & Internet Circuits ²	✓	✓	✓
Monitoring Server Drive Space & Critical Services ²	✓	✓	✓
Monitoring Network Device CPU Load/Throughput ²	✓	✓	✓
Operating System Security Patching	✓	✓	✓
Anti-Spam/Virus Services - Licensing, Monitoring & Remediation	✓	✓	✓
Network Performance Reporting	✓	✓	✓
Network Administration			
Develop & Maintain Technical Documentation	✓	✓	✓
Scheduled On-site Preventative Maintenance	✓	✓	✓
Assess Technical Alignment Against Our Best Practice Standards	✓	✓	✓
Identify Technical Risk	✓	✓	✓
Verify Centralized Services Monitoring	✓	✓	✓
Ensure Network Usability	✓	✓	✓
Review of Service Delivery	✓	✓	✓
vCIO			
Align Technology Strategy with Business	✓	✓	✓
Advise & Prioritize Technology Goals	✓	✓	✓
Budget Planning & Lifecycle Management	✓	✓	✓
Technology Scorecard	✓	✓	✓
Identify Business Risk Associated with Technology	✓	✓	✓
Scheduled On-site Review	✓	✓	✓



SHARED IT COMPANY OVERVIEW

Shared IT was started in 2000 by Kevin Stutting and has been growing steadily over the years. Shared IT has empowered many Quad City businesses to focus on their core business while leveraging our team to manage their technology needs.

Shared IT

Shared IT has been given the responsibility to manage and support local city entities in our area that included Princeton and Eldridge Iowa. This has given great insight on the environment and technology to provide best practices for a city-based network.

Our carefully crafted staff consist of professional technology experts that combine a hobbyist enthusiasm. We pride ourselves on constantly growing in various technologies and meeting the unique needs of each our clients. Our hands on day-to-day experience combined with continuous training keep us on top of the leading technologies that we implement for our sites.

Our mission is to meet the unique needs of our clients. No two clients are the same. We recognize this and embrace the uniqueness of the client and empower the client to meet their goals using technology.

Shared IT sets themselves apart by focusing on the relationship with the client. We have remote support capabilities when needed, but pride ourselves on the service we provide onsite - interacting side-by-side with users. We provide great customer service that creates a comfortable environment for your staff and executive team.

INFORMATION REQUESTED

RK Dixon requests information detailing an IT service plan that would support the below communities, individually or as a group, including general cost estimates

- BLUE GRASS
- BUFFALO
- DONAHUE
- ELDRIDGE
- LECLAIRE
- LONG GROVE
- MCCAUSLAND
- PRINCETON
- RIVERDALE
- WALCOTT



SHARED IT SUPPORT REQUEST DETAILS

SUPPORT REQUEST BRIEF REVIEW:

Items below are requested items that are included with Shared IT's Managed IT Services:

SUPPORT ITEM	PROVIDED	SUPPORT ITEM	PROVIDED
INFRASTRUCTURE REMEDIATION	YES	SERVER, NETWORK AND ISP CIRCUIT MONITORING	YES
ON-SITE AND REMOTE SUPPORT	YES	SERVER HEALTH AND DRIVE SPACE	YES
DESKTOP/END USER SUPPORT	YES	END-POINT WINDOWS & THIRD-PARTY PATCHING/UPDATES	YES
LINE OF BUSINESS APPLICATION/SYSTEM SUPPORT	YES	ANTI-VIRUS/ANTI-SPAM MANAGEMENT	YES
DOMAIN USER MANAGEMENT	YES	NETWORK PERFORMANCE MONITORING & REPORTING	YES
BACKUP MONITORING (BUSINESS GRADE)	YES		

SPECIAL REQUIREMENTS:

Each site will require a supportable network review, documentation creation & network discovery during the first few months of Managed IT services.

All of the sites/entities listed can be managed as a whole by Shared IT with a sub-scope charter that defines each entities hours, projects and specific technology needs.

Adding and removing sites/entities can be accomplished and must follow defined guidelines.

SUPPORT REQUEST DETAILS:

INFRASTRUCTURE REMEDIATION

Each city's IT infrastructure will be evaluated, and a plan will be mutually developed to address any issues that require remediation.

ON-SITE AND REMOTE SUPPORT / DESKTOP & END USERS SUPPORT

Each operation or issue may require/warrant on-site or remote support. Shared IT technicians can either come onsite or use remote access tools for each scenario to best support, assist or manage client tasks.

LINE OF BUSINESS APPLICATION/SYSTEM SUPPORT

Where desired, Shared IT will gain the skill set to provide end-user support to line of business applications in use.



Shared IT

DOMAIN USER MANAGEMENT

Shared IT technicians will use best practice and client standards to manage user accounts, groups and security access.

BACKUP MONITORING (BUSINESS GRADE)

Shared IT highly recommends the use of business grade backup solutions based on the 3,2,1 standards**. These tools allow for easy management and monitoring by our technical staff.

** 3,2,1 STANDARDS

3 COPIES OF THE DATA, 2 MEDIUMS, 1 OFF-SITE

SERVER HEALTH, SERVER DRIVE SPACE, NETWORK AND ISP CIRCUIT MONITORING

Shared IT uses layered business grade utilities to monitor and proactively support Server, network and circuits. Regularly scheduled routine checks, thresholds and alerting are used to monitor each site.

END-POINT WINDOWS & THIRD-PARTY PATCHING/UPDATES

Each site is different and requires different approaches to patch/update management. Shared IT will use tools that fit each site to maintain a healthy patched network environment.

ANTI-VIRUS/ANTI-SPAM MANAGEMENT

Our technicians support a wide range of Anti-Virus products. We can recommend various products depending on the client. We regularly manage virus definition updates, regular scans and unique system policies (exclusions, application friendly policies)

NETWORK PERFORMANCE MONITORING & REPORTING

Network monitoring is important by recognizing that a site is running well. Shared IT applies business level best practices, routines and utilities to monitor network traffic. We are notified when anomalies impact a network.

CAPABILITIES AND EXPERIENCE

SHARED IT TEAM CORE CAPABILITIES, EXPERIENCE AND FIT



Shared IT

CORE CAPABILITIES	<ul style="list-style-type: none"> • TEAM ORIENTED SUPPORT & PROBLEM SOLVING • UNIQUE / CREATIVE SUPPORTABLE SOLUTIONS • DOMAIN ADMINISTRATION • END-USER SUPPORT (SOFT SKILL DRIVEN) • VIRTUAL ENVIRONMENT ADMINISTRATION (VMWARE, HYPER-V) • SERVER ADMINISTRATION MONITORING • NETWORK ADMINISTRATION MONITORING • MULTI-VENDOR/SOFTWARE SUPPORT (WE DON'T REQUIRE YOU TO PURCHASE A CERTAIN TECHNOLOGY BASED ON OUR SUPPORT. WE RECOMMEND BUSINESS GRADE TECHNOLOGY) • CUSTOM APPLICATION CREATION • HIGH-LEVEL STORAGE MANAGEMENT • END-USER VPN & REMOTE ACCESS • SECURITY AND NETWORK BEST PRACTICE
HIGH-LEVEL EXPERIENCE	<ul style="list-style-type: none"> • MULTI-SITE NETWORKS • VMWARE / HYPER-V VIRTUAL ENVIRONMENTS • COMPLEX WINDOWS DOMAIN ADMINISTRATION • COMPLEX DATA & SERVICE MIGRATIONS • COMPLEX & REDUNDANT NETWORK CONFIGURATIONS • HIGH-LEVEL STORAGE MANAGEMENT • DEEP NETWORK ANALYSIS

PRICING MODELS

SHARED IT PRICING MODELS

SHARED IT MANAGED IT (HOURS PER MONTH)	<ul style="list-style-type: none"> • UP TO 12 HOURS PER MONTH – \$XXX / HOURS EXCEEDING 12 PER MONTH WILL BE BILLED AT \$X/HOUR
ADDITIONAL DISCOUNT BUCKET OF HOURS <i>(PURCHASED WITH MANAGED IT SUPPORT ABOVE FOR UPCOMING PROJECTS AND OVERAGES)</i>	<ul style="list-style-type: none"> • 10 BUCKET HOURS @ 20% DISCOUNT RATE <p><i>THIS CAN BE USED FOR OVERAGES AND IT PROJECTS</i></p>

SHARED IT SUPPORT BUCKET	<ul style="list-style-type: none"> 12 BUCKET HOURS TO USE OVER 12-MONTHS AS NEEDED / 1-TIME OR MONTHLY INVOICING
--------------------------	---

MANAGED IT AGREEMENT & SCOPE EXAMPLE



PROJECT CHARTER DOCUMENT

PROJECT NAME: SCOTTY COUNTY RURAL AREAS MANAGED IT SERVICES

DATE: 12/18/2018

PAYMENT: MONTHLY INVOICING

STAKE HOLDER: N/A

EXECUTIVE SUMMARY

Each city entity is committed to serving their community and residents; this will require Shared IT to focus on their unique technology needs. The cities can be managed as a whole by Shared IT with a sub-scope charter that defines each entities hours, projects and specific technology needs.

Shared IT works in the best interest of the client and will work alongside each city entity on technology best practice, network changes and cost analysis. Shared IT technicians will create and maintain on-going documentation and topology diagrams.

Managed IT Services provide proactive monitoring of server health, backups, anti-virus, windows/third-party patches, network traffic, ISP circuits and network devices. Shared IT will work on-site and remote support for day to day IT operations, end-user support and assisting with technology solutions. End users are encouraged to open support tickets for day-to-day issues. Projects are defined through project charters with a scope, deliverables, cost and a tentative deadline.

- | | |
|--|---|
| <ul style="list-style-type: none"> • BLUE GRASS • BUFFALO • DONAHUE • ELDRIDGE • LECLAIRE | <ul style="list-style-type: none"> • LONG GROVE • MCCAUSLAND • PRINCETON • RIVERDALE • WALCOTT |
|--|---|

MANAGED IT SCOPE

- Services will be provided when possible during regular business hours 8am-5pm CST.
- The project charter defines professional services only, no hardware or software is included in the scope of this charter.
- Additions to the site and project-based services will require a separate project charter.

- Supportable network and discovery will need to be done in the first 3 months of Managed IT services.
- When project hours exceed the bucket of hours, the client will be invoiced at an hourly rate in ½ hour increments.



SUB SCOPE DEFINITIONS (EXAMPLE)

<p>BLUE GRASS MANAGED IT EXAMPLE</p>	<ul style="list-style-type: none"> • UP TO 10 HOURS A MONTH / 12-MONTH AGREEMENT • SUPPORTABLE NETWORK REVIEW, DOCUMENTATION CREATION & NETWORK DISCOVERY / FIRST 3 MONTHS
<p>LECLAIRE MANAGED IT EXAMPLE</p>	<ul style="list-style-type: none"> • UP TO 20 HOURS A MONTH / MONTHLY INVOICING / 12-MONTH AGREEMENT • SUPPORTABLE NETWORK REVIEW, DOCUMENTATION CREATION & NETWORK DISCOVERY / FIRST 3 MONTHS
<p>DONAHUE / SUPPORT BUCKET OF HOURS EXAMPLE</p>	<ul style="list-style-type: none"> • 12 BUCKET HOURS TO USE OVER 12-MONTHS / 1-TIME OR MONTHLY INVOICING

APPENDIX B – SCOTT COUNTY



Scott County has identified the mission of the Information Technology Department as:

To provide dependable and efficient data and voice services for County employees by:

- Informing, educating and empowering employees with technical knowledge
- Researching, installing, and maintaining innovative computer and telephone solutions
- Implementing and supporting user friendly software systems

Scott County Information Technology is a customer service organization with three primary functions:

- Applications – Support commercial off-the-shelf software as well as develop custom applications meeting business requirements.
- Networking - Develop and administer the voice and data network infrastructure to support the business environment.
- GIS/Web - Develop methods of information and application deployment centralized in nature.

Scott County Information Technology is a technical resource and liaison for their customers:

- Facilitates outsourcing of hardware service and support where feasible.
- Advocates/Consults on technology issues with hardware/software vendors, external consultants, and service providers.
- Provides technology guidance and support from acquisition to decommission.
- Tracks and accounts for technology hardware and software maintenance and licensing.

When considering Scott County as a partner for community IT support, Scott County recognizes both organizations are funded by property tax and shared services allows for the best cost for the taxpayer.

Example agreement services include:



- A) Scott County Information Technology will monitor, administer, and maintain a network including the following:
 - a. Servers
 - b. Storage
 - c. Network equipment
 - d. Printers and multifunction devices
 - e. PCs and/or thin clients
 - f. Internet services
 - g. Telephone services
 - h. Other services

- B) Monitoring, administration, and maintenance will include the following:
 - a. Security and access control
 - b. Updates and patches
 - c. Anti-virus software
 - d. Spam filtering
 - e. Data backup and recovery
 - f. Technology trouble shooting
 - g. Liaison with ISP, telephone, hardware and software vendors for problem resolution

- C) Additionally, Scott County Information Technology will also provide the following services to documented partners:
 - a. Procuring approved hardware
 - b. Installing approved hardware
 - c. Procuring approved software
 - d. Installing approved software

APPENDIX C – LINKS TO PROCUREMENT STEPS

New User Registration –

https://gem.compaq.com/gemstore/gemcart/ssl/login_profile.asp?action=NU&oi=E9CED

HP Public Sector Online

https://gem.compaq.com/gemstore/gemcart/ssl/login_profile.asp?action=NU&oi=E9CED

United States-English

HP Home Products & Services Support & Drivers Solutions How to Buy

Contact HP Buy online or call 1-800-727-2472 Search: Systems & Hardware Part Number Search

Store home Computing Printing and digital imaging Supplies & Accessories

New user registration

Contract: IA - STATE OF IOWA (NASPO VP PC)

Set up account log-in
* = required

Email Address (This would be your Login ID)*

Password*

Re-enter Password*

First Name* Last Name*

Phone Number*

I am an authorized HP Partner / Agent

Register

If you have any issues please call 1.800.607.3567 or email us at ebusinesssupport@hpn.com.

Printable version

Privacy statement Limited warranty statement Using this site means you accept its terms Feedback to Government and Education

© Copyright 2010 HP Development Company, L.P.

[Register -](#)

<https://gem.compaq.com/gemstore/gemcart/ssl/loginpage.asp?dest=store&page=HomeFront&BEID=1986>

HP Public Sector Online

Secure | <https://gem.compaq.com/gemstore/gemcart/ssl/loginpage.asp?dest=store&page=HomeFront&BEID=1986>

United States-English

» HP Home | » Products & Services | » Support & Drivers | » Solutions | » How to Buy

» Contact HP Buy online or call 1-800-727-2472 Search: [Part Number Search](#)

Systems & Hardware

» Store home | » Computing | » Printing and digital imaging | » Supplies & Accessories

hp Login

» NASPOVP-Iowa
» New users register here
» Forgot your password

Welcome to your personalized connection to HP's Online Ordering. Or streamlined ordering process makes your buying experience trouble free.

IMPORTANT Message to First Time Users of this Web Site:

To simplify your online buying experience and take full advantage of our web site, you must first register using your e-mail address. For many of our existing customers, we already have your e-mail address on file, but you must fully register and set a secure password.

- If you have already registered, please login below.
- If you have not registered, please click [New users register here](#).

If you have any issues please call 1.800.607.3567 or email us at ebusinessSupport@hp.com.

Login

User ID

Password

Login »

Check this box to view your special pricing as you shop on the store. Your User ID must be associated to a valid HP billing account authorized to use the special pricing identifier. Deselect this box to bypass selection on an account and see standard contract pricing as you shop.

[Printable version](#)

[Privacy statement](#) | [Limited warranty statement](#) | [Using this site means you accept its terms](#) | [Feedback to Government and Education](#)

© Copyright 2018 HP Development Company, L.P.

LOG IN TO HP NASPO ORDERING SITE

Finding the website

www.hp.com

- Business Solutions
 - Public sector purchasing
 - Iowa & HP
 - More Buying Options
 - Select your contract - <https://government.hp.com/index.aspx>
 - IOWA - <https://government.hp.com/contracts.aspx?agencyid=39&state=IA>
 - NASPO ValuePoint State of Iowa
 - Buy Online
 - (Opening screen pic) - <https://gem.compaq.com/gemstore/home.asp?oi=E9CED>

The screenshot shows the HP NASPOV Iowa website. At the top left is the HP logo. The main header reads 'NASPOV-Iowa' and 'Welcome NASPOV-Iowa Customer'. A navigation menu on the left includes 'Shopping cart' (empty), 'Login/register', 'Retrieve saved quote', 'Order history', 'Order status', 'Standard', 'Add item to cart' (with a search box), 'Product search/compare', 'View contract price list', and an 'Information center' with links to 'Battery Safety Recall', 'Market Center', 'Reseller Agents', 'Fulfillment Subcontractors', '503 accessibility', 'Baseline Price List', 'Product and Service Schedule Price List', 'Third Party Hardware PDS', 'Third Party Software PDS', 'Third Party Product Warranty Claim', 'Contact information', 'Ordering information', 'Technical support', 'Returns', 'Lease Agreements', 'Environmental information', 'Energy Star', 'EPEAT', 'Conflict Minerals', 'Trade-in information', 'Recycling', 'Warranty look up', 'Product Specs', 'Save More Flyer', 'Customer satisfaction questionnaire', and 'Website Assistance or call 1-800-334-5144'. The main content area shows 'Current selection: IA - STATE OF IOWA (NASPO VP PC)'. Below this is a red warning about battery recalls and a link for 'Premium Savings Packages'. The 'Products' section lists 'Desktops', 'Notebooks', and 'Monitors' with specific model numbers and features.



Selecting items

On the opening page are Standard purchased items that have the lowest cost as bundled in the contract, that are most widely ordered. Click on these Standard items, and like any other website, add to the Cart and proceed.

If the Standard items are not exactly what you are looking for, migrating through the website is a bit complicated. Call me. I will schedule a time to come out and walk you through these pages and help you.

HP ProDesk 600 G3 Small Form Factor - \$493.50

[HP main menu](#) | [Products and Services](#) | [Support and Drivers](#) | [Solutions](#) | [How to Buy](#) | [United States-English](#)

[Contact HP](#) Buy online or call 1-800-727-2472 Search: [Part Number Search](#)

Systems & Hardware

Standard purchase details

» [NASPOVP-Iowa](#)

Shopping cart
Your cart is empty

- » [Login/register](#)
- » [Retrieve saved quote](#)
- » [Order history](#)
- » [Order status](#)
- » [Standards](#)
- » [Manage standards](#)

Add Item to cart

- » [Product search/compare](#)
- » [View contract price list](#)

Contract: IA - STATE OF IOWA (NASPO VP PC)

Standard ID: 33806
Standard Name: HP ProDesk 600 G3 Small Form Factor PC
Standard Comments: New standard

Please review your standard configuration and select the items to add to your cart. Required items of the standard must be selected. After selecting the items click the "Add To Cart" button.

Item description	Unit of Measure	Unit price Qty	Unit price	Unit price	Unit price
Configurable - HP ProDesk 600 G3 Small Form Factor Y3F34AV	Base	1	\$493.50	\$493.50	
Product HP ProDesk 600 G3 Small Form Factor	Y3F34AV				
Operating systems Windows 10 Pro 64 - HP recommends Windows 10 Pro	Y3N84AV#ABA				
Processor Intel Core i5-6500 3.2G 6M 2133 4C (6th Generation)	Z3P46AV				
Chipset Intel® Q270 Chipset	Y3F72AV				
Chassis configuration HP ProDesk 600 G3 SFF Platinum 180W Chassis					
Media reader <input type="checkbox"/> SD 4 Card Reader [Y3G02AV] [Add \$5.00]					
Memory [4GB (x4GB), DDR4-2400 HECC DIMM [Y3P56AV]					
1st hard drive [HDD 500GB 7200RPM SATA 2.5 with caddy [Y3P46AV]					
RAID configuration No Item Selected					
2nd hard drive No Second Hard Drive					
Intel Optane Memory None Selected					
Optical drive [No ODD Included [Y3P86AV]					
Graphics No Item Selected					
Integrated Network Intel® i219LM Gigabit Network Connection					
Additional networking options <input type="checkbox"/> Intel® 8265 802.11ac 2x2 + Bluetooth 4.2 non-v-Pro [Y3G30AV] [Add \$7.00]					
Keyboard [HP USB Business Slim Keyboard [Y3R86AV]					
Mouse [HP Optical USB Mouse [Y2L36AV]					
Additional accessories <input type="checkbox"/> HP VGA Port [Y3F78AV] [Add \$4.10]					
Packaging Single Unit (SEF) Packaging	Y3G03AV				
Country kit HP ProDesk 600 G3 Country Kit	Y3F21AV#ABA				
Warranty 3-3-3 SFF Warranty	Y3G35AV#ABA				
Technical Labels <input type="checkbox"/> Intel Inside Core i5 Label [1BG46AV] [Add \$0.50]					

Group Total: \$493.50

Standard Total: \$493.50

[Add To Ca](#)

[Printable](#)

Version



Ordering information required:

Ordering Information - To ensure the accurate and timely processing of your order, please verify that your purchase order includes the following information:

- ☑ Bill-to address
- ☑ Ship-to address
- ☑ Purchase order number – **(if you don't use PO's, make something like o8o82o18WWTPC
todays dateWasterWaterTreatmentPC**
- ☑ Part number, description, and price – (copy info from the Quote)
- ☑ Contract # and name – (#16055 and NASPO ValuePoint State of Iowa)
- ☑ Reseller of choice – (RK Dixon is HP Reseller ID#: 10294960)
- ☑ Contact name, phone number and email address
- ☑ Special delivery requirements
- ☑ Requested delivery date
- ☑ Signature of authorized purchaser
- ☑ Please note the Hewlett Packard must be listed as the vendor.
- ☑ Sample/Editable PDF Purchase Order forms are available at these links –
 - ☑ [Standard Purchase Order](#)
 - ☑ [Federal Form 1449](#)



Server Procurement – Hewlett Packard enterprise (HPE)

This is not for the faint of heart, it is far more complicated now, but the system will error upon a choice that does not work with the configuration, but is complicated. Again, I can help.

Register for Government HPE site:

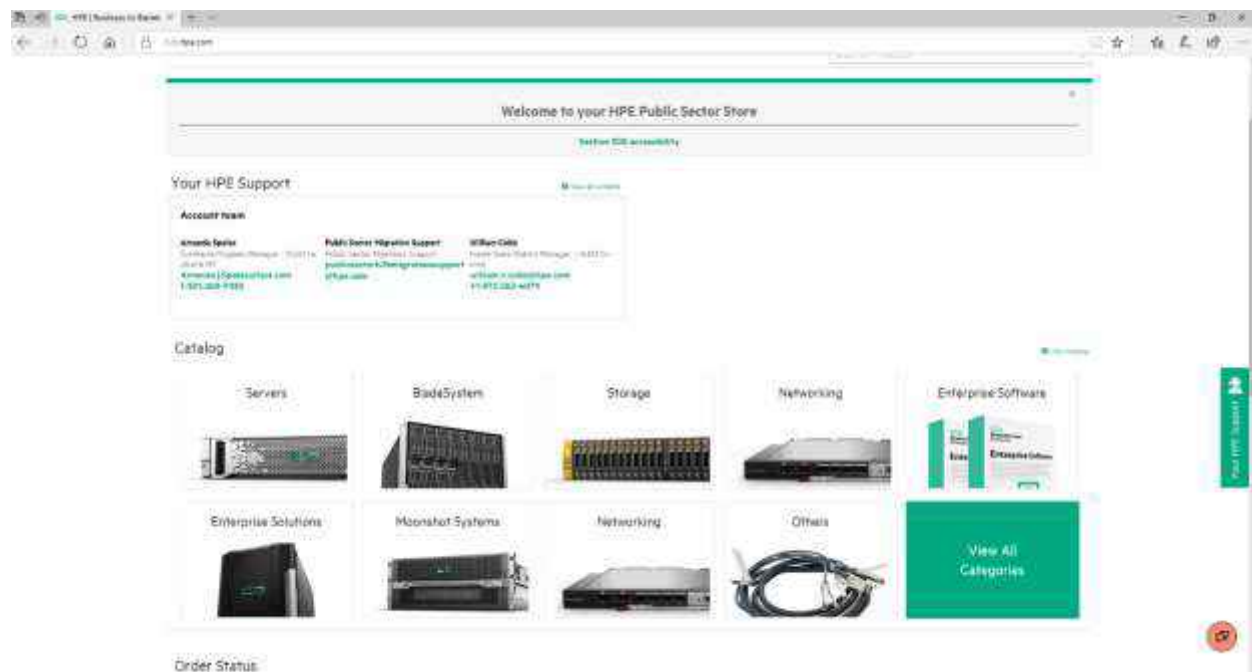
<https://b2b.hpe.com/navigateToLoginPSUser>

New User, create account:

<https://b2b.hpe.com/navigateToCreatePSUser>

Follow along the required fields, SAVE the information and HPE will provide a link to proceed via email.

Once you are approved, sign into the account and start looking around the site pages.



Business Outlet - Remanufactured, CloseOuts and Clearance

https://h41369.www4.hp.com/pps-offers.php?prod_cat=&price=

HP B2B site

CONTRACT # MNNVP-133

HP2B Public Sector link

<https://hp2b.hp.com/webapp/wcs/stores/servlet/TopCategoriesDisplayView?catalogId=10051&langId=->

[1&storeId=10153&krypto=0SOzZ4GhTZd9tEuYEVBGR2OP2fo7GelU8UJt8FTqhPUhx1ifkXyY9VtbIDmjdNPq6wiJcXSskqa0V2ajOGqtdIFxiVuOT2DwVywWeKlgI7tbVEkyRHKUfK3gOpVbiw1JUS78NyTduhlpeKmMljZ4%2BwGsQoRxBo%2BpYuseNkBpcfFbEv0IiacE%2FmpyLEgP3AT8LK0NSyUYnuFfhMT7I%2F13%2BbFrwlv1zDmlzGNY6TC%2BL38HIDwphJX2NhwJctTLqk8mT4E%2FXAti2xokNnoyMVBf1DqF%2F0wMsDyl3p0wnfmSoLo%3D](https://hp2b.hp.com/webapp/wcs/stores/servlet/TopCategoriesDisplayView?catalogId=10051&langId=-1&storeId=10153&krypto=0SOzZ4GhTZd9tEuYEVBGR2OP2fo7GelU8UJt8FTqhPUhx1ifkXyY9VtbIDmjdNPq6wiJcXSskqa0V2ajOGqtdIFxiVuOT2DwVywWeKlgI7tbVEkyRHKUfK3gOpVbiw1JUS78NyTduhlpeKmMljZ4%2BwGsQoRxBo%2BpYuseNkBpcfFbEv0IiacE%2FmpyLEgP3AT8LK0NSyUYnuFfhMT7I%2F13%2BbFrwlv1zDmlzGNY6TC%2BL38HIDwphJX2NhwJctTLqk8mT4E%2FXAti2xokNnoyMVBf1DqF%2F0wMsDyl3p0wnfmSoLo%3D)

APPENDIX D – LINKS TO ARTICLES FOR DEFINITION

Why purchase Business Class devices

<https://store.hp.com/us/en/cv/taw-article?ai=18&ap=5&au=Why-business-class-PCs-are-a-smart-investment&am=Nov&ay=2015#true>

Should You Get a Consumer or Business Class PC?

<https://www.lifewire.com/should-you-buy-a-consumer-or-business-class-pc-2377615>

by Melanie Pinola

Updated May 17, 2018

Business PCs vs. Consumer PCs - What's the difference?

<https://www.windowcentral.com/business-pcs-vs-consumer-pcs-whats-difference>

MICHAEL ARCHAMBAULT

30 DEC 2013

How Much is it Costing Your Business to Run Old PCs?

<https://i.crn.com/sites/default/files/ckfinderimages/userfiles/images/crn/custom/INTELBCCSIT/ENEW/HowMuchOldPCsCost.pdf>

A Fistful of Dollars: The Cost of Using Old Computers

<HTTPS://BLOG.DYMINSYSTEMS.COM/BLOG/A-FISTFUL-OF-DOLLARS-THE-COST-OF-USING-OLD-COMPUTERS>

by James Trow on Nov 28, 2016 8:36:09 AM