

MEETING ANNOUNCEMENT AND AGENDA BI-STATE REGIONAL COMMISSION

Wednesday, June 25, 2014, 3:30 p.m.
Scott County Administration Building
600 West Fourth Street
Davenport, IA

FINANCIAL
(green)

ACTION NEEDED
(yellow)

INFORMATIONAL
(white)

	X	
X	X	
X	X	
X		X
X	X	

1. Approval of the May 28, 2014 Minutes (See enclosed) – Larry Minard, Chair
2. Treasurer’s Report (See enclosed) – Marty O’Boyle, Treasurer
3. Finance and Personnel Committee/Financial Matters – Chuck Austin, Finance and Personnel Committee Chair
 - a. Bills (See enclosed)
 - b. Report on Progress on Commission’s FY 2014 Program Budget as of 5/31/2014 (See enclosed)
 - c. Contracts/Grants for Consideration – Denise Bulat, Executive Director

I. Emergency Telephone System Board	Staff Support	Actual Costs	7/1/14–6/30/15
II. Rock Island County Waste Management Agency	Staff Support	Actual Costs	7/1/14–6/30/15
III. Scott County Kids	Financial Management	Actual Costs	7/1/14–6/30/15
IV. Scott County Housing Council	Financial Management	Actual Costs	7/1/14–6/30/15
V. Rock Island Arsenal Development Group	Payroll Processing	Actual Costs	7/1/14–6/30/15
VI. Iowa Association of Regional Councils	Iowa Department of Economic Development for planning assistance to local governments	\$11,764	7/1/14–6/30/15

VII. Other Contracts/Grants

X	X	
	X	
		X

- d. Consideration of Recommended FY2015 Commission Planning Budget (The budget was distributed at the May 28, 2014 Commission meeting, and a detailed review was presented at the meeting.) – Denise Bulat, Executive Director
4. 2014 Comprehensive Economic Development Strategy (CEDS) Progress Report (Enclosed for review are the draft Analysis and Progress Report sections of the CEDS along with the adopting resolution. The draft Demographics, Opportunities and Threats, and project status sections were distributed at the May meeting. A draft of the full document will be distributed at the meeting.) – Denise Bulat, Executive Director
5. Report on Tourism Activities – Joe Taylor, Quad Cities Convention & Visitors Bureau; Cathy Foes, Henry County Tourism Bureau; Hannah Wilke, Muscatine County Convention & Visitors Bureau
6. Questions or Comments by Commissioners
7. Other Business
8. Adjournment

DB/sg
Agendas/BSRC Agenda.docx

NEXT MEETING: Wednesday, July 23, 2014 – 3:30 p.m.
Scott County Administration Building
600 West Fourth Street
Davenport, Iowa

**MINUTES OF THE
BI-STATE REGIONAL COMMISSION**

Wednesday, May 28, 2014, 3:30 p.m.
Scott County Administration Building
600 West Fourth Street
Davenport, Iowa

MEMBERS PRESENT: Minard – Chair, Callaway-Thompson, Earnhardt, Furlong, Gallagher, Gluba, Gordon, Hillman, Howard, Lawrence, Liddell, Meeker, Newton-Butt, O’Boyle, Pauley, Raes, Schloemer, Stoermer, Sunderbruch, Tank, Thodos, Volz, Wells

MEMBERS ABSENT: Anderson, Austin, Banaszek, Crouch, Goodwin, Heninger, Hopkins, Sherwin, Tossell, Washburn, Williams

STAFF PRESENT: Berkley, Bulat, Grabowski, McCullough, Miller, Moritz

Chair Minard called the meeting to order at 3:31 p.m.

1. Approval of the April 23, 2014 Minutes. Mayor Gluba moved to approve the minutes of April 23, 2014 as presented. Ms. Earnhardt seconded the motion, and it passed unanimously.
2. Treasurer’s Report. Ms. Bulat presented the Treasurer’s Report for the month ending April 30, 2014, noting an ending total bank and book balance of \$669,723.17. Mr. Furlong moved the report be accepted as written and mailed. Ms. Earnhardt seconded the motion, and it passed unanimously.
3. Finance and Personnel Committee.
 - a. Bills. Ms. Hillman presented the bills totaling \$51,946.51, as listed on the following bills listing and addendum dated May 28, 2014:

Bills List

Hurt, Norton & Associates, April 2014 legislative technical service (cost reimbursed by participating member governments)	\$ 7,750.00
Thomas A. Skorepa, P.C., Administrative Hearing Officer services (cost reimbursed by MUNICES)	1,435.00

Addendum

Louisa Ewert, Treasurer			6,150.49
06/2014	Rent	\$4,618.38	
05/2014	Internet Access	88.00	
04/2014	Postage	1,059.73	
04/2014	Printer Paper	204.20	
04/2014	Cell Phone	180.18*	
*(Partial costs reimbursed by HCEDP/Rural Accelerator Grant)			
Strategic Development Group, Inc., Innovation Hub Research (reimbursed by EDA grant)			36,611.02

Ms. Hillman moved approval of the bills totaling \$51,946.51 as presented above.

Mr. Gordon seconded the motion, and it passed unanimously.

- b. Report on Progress on Commission's FY 2013-14 Program Budget as of April 30, 2014. Ms. Hillman explained the Program Budget Status Report was mailed in members' packets. The Commission is 83% through the fiscal year with 79.6% expended and within budget.
- c. Contracts/Grants for Consideration. Ms. Bulat presented the following contracts and grants over \$7,500 for the Commission to approve:
- Rock Island County for a hazard mitigation plan update. The contract is for \$62,504. It will run from July 1, 2014 to June 30, 2015.
 - Place Dynamics, LLC for a rural tourism asset map. The contract is for \$20,000. It will run from June 1, 2014 to October 31, 2014.
 - Iowa and Illinois DOT and consultant for a freight study. The contracts total \$300,000, with \$250,000 with Illinois DOT & \$50,000 with Iowa DOT. They will run from July 1, 2014 to June 30, 2015.

Mayor Thodos moved to approve the contracts and grants as presented, and Mr. Wells seconded. The motion passed unanimously.

- d. Consideration of Revised FY2014 Commission Budget. Ms. Bulat reported members of the Finance & Personnel Committee reviewed the proposed revised FY2014 Commission Planning Budget. She asked if anyone had any questions regarding the changes in the right hand column of the line item budget. There were no questions.

Mayor Pauley moved to approve the revised FY2014 budget as presented, and Mayor Thodos seconded. The motion passed unanimously.

- e. Presentation of Recommended FY2015 Commission Budget Plan. Ms. Bulat reviewed the draft FY 2015 Budget as recommended by the Finance and Personnel Committee. She reported revenues for FY 2015 are projected to be down 0.3% from the current year, primarily due to changes in contracts.

Dues for Bi-State's member governments are proposed to increase 2.0%. There has not been a dues increase for five years, and Bi-State's available funds to provide non-grant work in the region has been decreasing. Of member dues, 61.2% of dues go to match federal and state grant funding.

Ms. Bulat stated that continuation of the merit performance review program, with a projected average of 2.5%, is recommended along with a 1.5% across the board wage adjustment budgeted. The average across the board wage adjustment over the last five

years has been 0.8%. The budget will lay on the table and be considered for approval at the June 25, 2014 Commission meeting.


4. 2014 Comprehensive Economic Development Strategy (CEDS) Progress Report. Ms. Bulat reviewed the status of the draft 2014 Comprehensive Economic Development Strategy (CEDS) Progress Report. She provided commissioners a draft of the Opportunities & Threats, Demographics, and Projects Planned/Underway/Completed sections of the report. Staff members continue with efforts to make the document more graphic to convey data and showcase economic development projects. Staff is also updating the look of the report by increasing the sophistication of the page design and color schemes.

Ms. Bulat stated that for the Opportunities and Threats section, input was requested from member governments and economic development representatives throughout the region. There were many recommendations regarding quality of life, housing, infrastructure, and educational attainment in addition to the standard comments that continue from the previous 2013 Report, such as sequestration, base realignment, and defense cuts. She stressed the document was a draft and requested input from Commissioners and their staff. The Projects Planned, Underway, and Completed section of the report is also a draft and the last section to be written because it requires input from members on the status of their infrastructure and economic development projects. Staff is continuing to contact all members for their updates.

Ms. Bulat said the Demographics section provides more detail on data compared to national averages and trends. Much work is being done on to the report as a whole to incorporate more information from the entire Bi-State Region. Commissioners will be asked to approve the 2014 Comprehensive Economic Development Strategy (CEDS) Progress Report at the June 25 meeting.

5. Questions or Comments by Commissioners. Mr. Schloemer voiced concern about the expected closure of the Centennial Bridge for 35 days beginning in August. He said that he was concerned that the individuals who rely on public transportation would be uninformed about how to navigate around the closure. Mr. Lawrence stated that all media outlets need to provide information on the closure so more people can plan their routes accordingly. Ms. McCullough mentioned that there will also be dynamic message signs by the bridge in advance of the closure to warn motorists. Ms. Bulat told the Commissioners that staff created talking points to distribute and the Illinois DOT would be holding a public meeting on the closures. Staff had also requested a second public meeting, discussed alternatives with transit systems, and alerted United Way of the issue related to day care providers.
6. Other Business. There was no other business.
7. Adjournment. The meeting adjourned at 4:28 p.m.

Respectfully submitted,



Phillip Banaszek
Secretary

**BI-STATE REGIONAL COMMISSION
TREASURER'S REPORT
FOR THE MONTH ENDING MAY 31, 2014**

	<u>Balance May 1</u>	<u>Deposits</u>	<u>Withdrawals</u>	<u>Balance May 31</u>
GENERAL SAVINGS ACCOUNT BANK & BOOK BALANCE:				
Balance – May 1, 2014	\$ 613,009.21			
Add Deposits		\$ 253,185.64		
Less Transfers			\$ 267,466.94	
Balance – May 31, 2014				\$ 598,727.91
RLF SAVINGS ACCOUNT BANK & BOOK BALANCE:				
Balance – May 1, 2014	\$ 1,170.67			
Add Deposits		\$ 0.15		
Less Transfers			\$ 0.00	
Balance – May 31, 2014				\$ 1,170.82
CHECKING ACCOUNT BANK AND BOOK BALANCE:				
Balance – May 1, 2014	(\$ 46,462.73)			
Add Deposits		\$ 168,037.46		
Less Checks Written			\$ 152,899.84	
Balance – May 31, 2014				(\$ 31,325.11)
PAYROLL ACCOUNT BANK & BOOK BALANCE:				
Balance – May 1, 2014	\$ 2,006.02			
Add Deposits		\$ 99,415.38		
Less Checks Written			\$ 99,518.14	
Balance – May 31, 2014				\$ 1,903.26
INVESTMENT ACCOUNTS BANK & BOOK BALANCE:				
Balance – May 1, 2014	\$ 100,000.00			
State Bank of Orion 12/25/13 - 6/25/14 (.20%)		\$ 0.00		
Add Investments Made			\$ 0.00	
Less Investments Matured			\$ 0.00	
Balance - May 31, 2014				\$ 100,000.00
TOTAL BANK & BOOK BALANCE:				
Balance – May 1, 2014	<u>\$ 669,723.17</u>			
Deposits in May		<u>\$ 520,638.63</u>		
Withdrawals in May			<u>\$ 519,884.92</u>	
Balance – May 31, 2014				<u>\$ 670,476.88</u>
<u>PASS THROUGH FUNDS</u>				
BI-STATE RLF ACCOUNT:				
Balance – May 1, 2014	\$ 964,751.37			
Add Deposits		\$ 12,910.45		
Less Withdrawals			\$ 45.00	
Balance – May 31, 2014				\$ 977,616.82
MERCER-MUSCATINE RLF ACCOUNTS:				
Balance – May 1, 2014	\$ 32,173.96			
Add Deposits		\$ 2,667.51		
Less Withdrawals			\$ 5.00	
Balance – May 31, 2014				\$ 34,836.47

**BILLS TO BE CONSIDERED FOR APPROVAL
AT THE JUNE 25, 2014
BI-STATE REGIONAL COMMISSION MEETING**

Bohnsack & Frommelt LLP, progress billing for year-end audit 2014	\$ 2,000.00
Hurt, Norton & Associates, May 2014 legislative technical service (cost reimbursed by participating member governments)	7,750.00
Thomas A. Skorepa, P.C., Administrative Hearing Officer services (cost reimbursed by MUNICES)	<u>3,395.00</u>
TOTAL	<u>\$13,145.00</u>

Additional bills will be listed on the addendum which will be distributed at the meeting.

**BI-STATE REGIONAL COMMISSION
FY 2013-14 Program Budget Status Report
Through Month of May – 92% of Year**

ADOPTED BUDGET:	\$2,143,511.00	EXPLANATION:
EXPENDED THROUGH MAY:	\$1,869,065.82 (87.2%)	
STAFF LEVEL BUDGETED:	25.25 F.T.E.	
STAFF LEVEL MAINTAINED:	22.75 F.T.E.	

MEMBER GOVERNMENTS SERVED DIRECTLY AND ACTIVITIES DURING MAY

ALEDO – Website Support; RLF Coord. ; Transit Mobility/HSTP Png; Aerial Photo Coord. Asst.; Economic Development Plan and Fact Sheet Development Proposal.

ALPHA – HCEDP Participation; Transit Mobility/HSTP Planning; Ent. Zone.

ANDALUSIA – RICWMA Staffing; Riverfront Council; Website Support; Grant Assistance; Wastewater Improvements Assistance.

ANDOVER – HCEDP Participation; Transit Mobility/HSTP Planning; Ent. Zone.

ATKINSON – HCEDP Participation; Website Support; Transit Mobility/HSTP Planning; Ent. Zone.

BETTENDORF – Joint Purchasing; Scott Co. Housing Council; IAQC Transit Planner Coord. & Transit Support; Riverfront Council; Solid Waste Coord.; I-74 Bridge Coord.; Drug/Alcohol Testing Consort.; RLF Loan Admin./Marketing; Trail Coord.; Air Quality Asst.; QCICNet; Aerial Photo Coord. Asst.; Status of RISE Application .

BLUE GRASS – Reg. 9 Transportation Coord.; Solid Waste Coord.; Website Support; Aerial Photo Coord. Asst. .

BUFFALO – Trail Planning Asst.; Riverfront Council; Solid Waste Coord.; Aerial Photo Coord. Asst.

CAMBRIDGE – HCEDP Participation; Website Support; Transit Mobility/HSTP Planning; Ent. Zone.

CARBON CLIFF – RICWMA Staffing; Joint Purchasing; Trail Planning; Aerial Photo Coord. Asst.; OSLAD Grant Asst.

COAL VALLEY – Joint Purchasing; RICWMA Staffing; Aerial Photo Coord. Asst.; Floodplain.

COLONA – Joint Purchasing; OSLAD Grant Inquiry; Park Map; Zoning Map Inquiry; Floodplain; Ent. Zone.

CORDOVA – RICWMA Staffing; Riverfront Council & Riverfront Planning; Website Support.

DAVENPORT – Joint Purchasing; Riverfront Council; RiverVision; Scott Co. Housing Council; Solid Waste Coord.; RLF Loan Admin.; Transit Funding & NTD Asst.; IAQC Transit Planner Coord.; QCICNet; Air Quality Asst.; Davenport Schools Haz. Mit. Plan; IMCP/EDA Grant with QC Chamber; Aerial Photo Coord. Asst.; Trail counting.

EAST MOLINE – IL QC Intergov. Comm.; E9-1-1 Coord.; Joint Purch.; RICWMA Staffing; RMS Coord.; Riverfront Cncl.; Interoperability Proj.; RLF Admin.; MUNICES; Air Quality Asst.; Trail Png; Consol. Disp. Study Asst.; QCICNet; Aerial Photo Coord. Asst.

ELDRIDGE – Solid Waste Coord.; Drug & Alcohol Consort.; Website Support; Aerial Photo Coord. Asst.

GALVA – Broadband Coord.; Transit Mobility/HSTP Planning; HCEDP Participation.

GENESEO – HCEDP Participation; Website Support; Transit Mobility/HSTP Planning; TIF District Map; Ent. Zone.

HAMPTON – RICWMA Staffing; Riverfront Council; Website Support.

HENRY COUNTY – Joint Purch.; HCEDP Participation; Transit Mobility/HSTP Plan ; Trail Coord.; Legislative Priorities Asst.; Comprehensive Plan; EDA/USDA Grant; Evacuation Plan; Aerial Photo Coord. Asst.; Floodplain Coord. Efforts; Fact Sheet Revision; Ent. Zone.

HILLSDALE – Transit Mobility/HSTP Planning; Floodplain.

KEWANEE – Transit Mobility/HSTP Planning.

LECLAIRE – Joint Purchasing; Riverfront Council; Solid Waste Coord.; Trail Planning; Aerial Photo Coord. Asst.

LONG GROVE – Reg. 9 Trans. Coord.; Solid Waste Coord.; Website Support; Aerial Photo Coord. Asst.

MCCAUSLAND – Reg. 9 Trans. Coord.; Solid Waste Coord.

MILAN – Joint Purchasing; RICWMA Staffing; IL QC Intergov. Comm.; E9-1-1 Coord.; RMS Coord.; RLF Admin.; Interoperability Project; MUNICES Coord.; Cons. Dispatch Study Asst.; QCICNet ; Aerial Photo Coord. Asst.

MOLINE – MUNICES Coord.; IL QC Intergov. Comm.; E9-1-1 Coord.; Joint Purch.; I-74 Bridge Coord.; RICWMA Staff.; RMS Coord.; Riverfront Cncl; RLF Adm.; Trails Coord.; Interop. Proj.; Rail Coord.; Air Qual. Asst.; Park/Rec Plan; Cons. Disp. Study Asst.; QCICNet; Aerial Photo Coord. Asst.

MUSCATINE CITY – Trail Planning and Trail Counting; Reg. 9 Transportation Coord. and Transit Summit; Solid Waste Coord.; Joint Purchasing; Air Quality Asst.; RLF Coord. ; Aerial Photo Coord. Asst.; Fact Sheet Update; Sidewalk Policy.

MUSCATINE COUNTY – Trails Planning; Website Support; Reg. 9 Coord. and Transit Summit; Solid Waste Coord.; Joint Purch.; Transit Mobility Coord.; Hazard Mitigation Plan; Air Quality Asst.; EDA RLF Coord. Comprehensive Plan; Aerial Photo Coord. Asst.

NEW BOSTON – Website Support; OSLAD Grant Application, City Map Update.

OAK GROVE – E9-1-1 Coord.

ORION – HCEDP Participation; Website Support; Transit Mobility/HSTP Planning; Ent. Zone.

PORT BYRON – RICWMA Staffing; Riverfront Council; Zoning Administration.

PRINCETON – Riverfront Council; Solid Waste Coord.; Trail Planning; Aerial Photo Coord. Asst.; Zoning Map Update; Land Use Quest.

RAPIDS CITY – RICWMA Staffing; Riverfront Council.

RIVERDALE – Riverfront Council; Trail Coord.; Solid Waste Coord.; Website Support: Riverway Mapping Update Inquiry.

ROCK ISLAND CITY – IL QC Intrgv. Comm.; E9-1-1 Coord.; Joint Purch.; Riverfront Cncl.; RiverVision; RICWMA Sfg.; MUNICES Coord.; RMS Coord.; RLF Loan Adm.; Interop. Proj.; Air Quality Asst.; Consol. Dispatch Study App.; QCICNet; Aerial Photo Coord. Asst.; Trail Counting; Ent. Zone.

ROCK ISLAND COUNTY – E9-1-1 Coord.; LEPC Committee; IL QC Intergov. Comm.; RICWMA Sfg & Website Support; Joint Purchasing; Trail Coord.; RMS Coord.; Transit Mobility/HSTP Planning; Passenger Rail; Floodplain Coord. Efforts; Air Quality Asst.; QCIC NET; Evacuation Plan; Hazard Mitigation Png. Coord.; QC Health Initiative; Highway Safety Png.; Graphics Asst. – Business Cards.

SCOTT COUNTY – Financial Management – Scott Co. KIDS; Scott Co. Hsg. Cncl.; Joint Purchasing; I-74 Bridge Coord.; Trail Png.; RLF Admin.; Reg. 9 Transportation; Transit Mobility/HSTP Planning; Interop. Project; Passenger Rail; Air Quality Coord.; Solid Waste Coord.; Aerial Photo Coord. Asst.; QC Health Initiative; QCIC NET.

SHERRARD – Website Support; Transit Mobility/HSTP Planning; Joint Purchasing Council.

SILVIS – E9-1-1 Coord.; Joint Purchasing; IL Intergov. Comm. Coord.; RICWMA Sfg.; RMS Coord.; Trail Planning; QCIC NET; Aerial Photo Coord. Asst.; Utilities GIS/Mapping.

VIOLA – Transit Mobility/HSTP Planning; CDAP Grant Asst.

WALCOTT – Reg. 9 Transportation; Solid Waste Coord.; Trail Coord.; RLF Admin; Aerial Photo Coord. Asst.

WEST LIBERTY – Reg. 9 Transp.; Solid Waste Coord.; Website Support; Muscatine Co. Haz Mit Plan; Air Quality Coord.; Fact Sheet Update ; MMRLF Marketing Asst.; Annexation Info.

WILTON – Reg. 9 Transportation; Solid Waste Coord.; Muscatine Co. Haz Mit Plan; Air Quality Coord.; Fact Sheet Development Proposal; MMRLF Marketing Asst.

WINDSOR – Transit Mobility/HSTP Planning; CDAP Grant Asst.

WOODHULL – Transit Mobility/HSTP Planning; HCEDP Asst.; Ent. Zone..

Bi-State Report – May

COMMUNITY/ECONOMIC DEVELOPMENT: Attended Henry County Economic Development Partnership (HCEDP) meetings. Continued administration of Economic Development Administration/United States Department of Agriculture Rural Jobs and Innovation Challenge Grant Program on behalf of multiple member governments in Henry, Mercer, and Rock Island Counties. Attended IA RELAT meetings. Attended Community Development Block Grant (CDBG) Training in Ames. Attended Iowa Regional Council, Illinois Regional Council, and Northwest Municipal Association meetings. Assisted members with legislative priorities. Participated in steering committee and task force meetings for the Regional Investing in Manufacturing Communities Partnership Program in partnership with the Quad Cities Chamber of Commerce. Continued CEDS update process. Finalized EDA 3 year technical assistance grant for the region. Met with Mercer and Muscatine Counties economic development officials to discuss development efforts and strategies.

DATA/GRAPHICS/MAPPING/ON-LINE SERVICES:

Data Center: Staff responded to approximately 7 data and map requests in May 2014 including 3 from local governments, 2 from businesses, 1 from a non-profit, and 1 from a private citizen. The data section of the Bi-State website had 44 page views. The data warehouse site (www.greaterqcregion.org) had 259 visits and 423 page views. Staff continued work on the *Comprehensive Economic Development Strategy (CEDS) Progress Report* for the region and the *2045 Quad Cities Long Range Transportation Plan*.

Graphics/GIS/Mapping: 2014 Aerial Photo Flyover Coordination; *2045 Long Range Transportation Plan* Coordination; Update of QC Street Map (Folded & Wall Versions); Certified Sites Mapping Asst to QC Chamber; IL Counties Evacuation Plan Mapping; Attended Technical Assistance Peer Exchange (TAPE) Meeting in Ames; Travel Model Data and GIS Assistance; Update/Maintain GIS Data for Street Centerlines, Traffic Counts, MPA Boundary, Federal Functional Class Routes, Urban Areas, Corporate Limits, Landmarks, Rail, Trails, and other layers.

www.bistateonline.org. Total pages viewed for May 2014 was 2,153 and top pages viewed included: Home Page (715); Site Search (122); Our Staff (80); Careers (68); Who We Are (46); Documents (43); Contact Us (43); Moving Forward, Starting Today (37); Joint Purchasing Council (33); and I-74 Corridor/Mississippi River Bridge (32).

ENVIRONMENTAL, RECREATION, RIVERFRONT SERVICES: Responded to inquiries & assisted with trail/recreation project funding assistance/grants. Served RICWMA with coordination of meetings, oversight and management of waste disposal and recycling programs, reporting, and overall agency administration. Responded to Rock Island County Waste Management Agency telephone inquiries from general public & media concerning solid waste and recycling issues. Attended River Action meetings. Continued coordination of issues related to Bi-State Region Clean Air Partnership and strategies for emission reduction. Continued "Make Air Quality Visible" strategic plan update process. Continued multi-jurisdictional hazard mitigation planning. Organized bi-monthly meeting of Quad City Riverfront Council.

INTERGOVERNMENTAL FORUMS AND REGIONAL SERVICES: Continued assistance to the Joint Purchasing Council (JPC). Worked on the following bids: Turf Chemicals and Seed; Spring Paper; Janitorial; Can Liner; and Food Service Supplies. Staffed Quad Cities Area intergovernmental forums and meetings of area recreation directors, managers and administrators, and chief elected officials. Continued coordination and planning for the awarded Department of Justice interoperability grant. Assisted with Rock Island Arsenal issues.

REVOLVING LOAN FUND (RLF): Administered Bi-State RLF Program: Prepared meeting cancellation notice and financial summary report. Provided information to potential applicants. Continued receiving job creation information from active companies. Administered Mercer/Muscatine RLF Program (MMRLF): Provided information to potential applicants. Working with West Liberty business applicant and City for matching.

TRANSPORTATION PLANNING, PROGRAMMING AND PROJECT DEVELOPMENT: Attended related meetings, presented information, and continued staff coordination of river crossing issues, including participation in I-74 Corridor public open houses. Monitored Mississippi/Rock Rivers bridge restrictions. Monitored progress of household travel survey, reviewed survey results report, served media inquiries, and continued travel model enhancements project with consultant team. Worked on urban *2045 Long Range Transportation Plan* travel model development and managed public involvement online engagement tool, MindMixer. Continued metro area travel time surveying. Continued IL Region evacuation planning effort. Prepared monthly reports of federal transportation programs and coordinated related funding/reporting. Monitored air quality emission issues and exceedances. Worked on connections of American Discovery Trail (ADT)/Grand Illinois Trail and Mississippi River Trail, and attended related meetings, as well as other trail planning and grant assistance. Monitored activities on statewide Bike Network Plan. Coordinated Bi-State Drug and Alcohol Testing Consortium, reviewed vendor Request for Proposals, interviewed vendor as part of selection process and continued random testing program. Monitored urban and Iowa Region 9 FY14 Transportation Planning Work Program and FFY14-17 TIPs including facilitating TIP revisions, and maintenance of data entry in Iowa TPMS as part of transportation improvement programming. Finalized RPA9 and MPO FY15 Transportation Planning Work Programs. Continued development of FFY15-18 TIP document. Administered IAQC and Illinois Region 2 transit coordinator positions. Participated in Quad Cities Air Service Committee. Monitored status of implementation of passenger rail service to Chicago including a TV interview. Participated in transportation webinars on various topics.



Serving local governments in Muscatine and Scott Counties, Iowa;
Henry, Mercer and Rock Island Counties, Illinois.

**RESOLUTION OF THE
BI-STATE REGIONAL COMMISSION
IN SUPPORT OF THE
COMPREHENSIVE ECONOMIC DEVELOPMENT STRATEGY**

OFFICERS:
CHAIR
Larry Minard
VICE-CHAIR
John Thodos
SECRETARY
Phillip Banaszek
TREASURER
Marty O'Boyle

MUNICIPAL REPRESENTATIVES:

City of Davenport
Bill Gluba, Mayor
Gene Meeker, Alderperson
Jason Gordon, Alderman
Hap Volz, Citizen
City of Rock Island
Dennis Pauley, Mayor
Chuck Austin, Alderman
City of Moline
Scott Raes, Mayor
Sean Liddell, Alderman
City of Bettendorf
Bob Gallagher, Mayor
City of East Moline
John Thodos, Mayor
City of Muscatine
DeWayne Hopkins, Mayor
City of Kewanee
Bruce Tossell, Mayor
City of Silvis; Villages of
Andalusia, Carbon Cliff,
Coal Valley, Cordova, Hampton,
Hillsdale, Milan, Oak Grove,
Port Byron, and Rapids City
Ken Williams, Mayor, Carbon Cliff
Cities of Aledo, Colona, Galva,
Geneseo; Villages of Alpha,
Andover, Atkinson, Cambridge,
New Boston, Orion, Sherrard,
Viola, Windsor, and Woodhull
Jim Crouch, Mayor, Cambridge
Cities of Blue Grass, Buffalo,
Eldridge, Fruitland, LeClaire,
Long Grove, McCausland,
Princeton, Riverdale, Walcott,
West Liberty, and Wilton
Marty O'Boyle, Mayor, Eldridge

COUNTY REPRESENTATIVES:

Henry County
Tim Wells, Chair
Dennis Anderson, Member
JoAnne Hillman, Member
Mercer County
Vacant
Muscatine County
Robert Howard, Chair
Tom Furlong, Member
Rock Island County
Phillip Banaszek, Chair
Kim Callaway-Thompson, Member
Vacant, Member
Elizabeth Sherwin, Citizen
Scott County
Larry Minard, Chair
Carol Earnhardt, Member
Tom Sunderbruch, Member
Jazmin Newton-Butt, Citizen
PROGRAM REPRESENTATIVES:
Cheryl Goodwin
Ralph H. Heninger
Nathaniel Lawrence
Rick Schloemer
Bill Stoermer
Jim Tank
Rory Washburn
Executive Director
Denise Bulat

WHEREAS, the Bi-State Regional Commission serves local government within Muscatine and Scott Counties, Iowa, and Henry, Mercer, and Rock Island Counties, Illinois; and

WHEREAS, the Bi-State Regional Commission has established continued economic development in the region as a major priority; and

WHEREAS, the economic opportunities and limitations exist in the Region that influence development possibilities; and

WHEREAS, the surveillance and analysis of these economic factors promote long range development consideration for coordinated action within the Region;

NOW, THEREFORE, BE IT RESOLVED THAT THE Bi-State Regional Commission hereby adopts the Comprehensive Economic Development Strategy Progress Report for Fiscal Year 2014 and the policies set forth therein.

Passed this 25th day of June 2014 by the Bi-State Regional Commission.

Signed:

Attest:

By: _____
Larry Minard, Chair
Bi-State Regional Commission

Member
Bi-State Regional Commission

WORD\CEDS\resolution



Progress Report

Local governments and development organizations in the Bi-State Region self-reported 63 significant economic development projects that were completed in FY 2014. The full list of completed, underway, and planned projects is located in an accompanying addendum. Projects listed include only those that involved some type of government assistance or development organization assistance. The listing is not exhaustive but is provided to show an overview of the key economic events occurring in the region. From the 63 projects listed, an estimated 1,046 jobs were created and 1,075 jobs were retained. Bi-State Regional Commission staff has used estimates to calculate the job impact of projects where such data was not readily available. Job estimates are based on historical data from the CEDS process.

The following is a progress report toward the goals and objectives set in the 2011 CEDS. The table at the end of this section lists reported business expansions and dislocation in Fiscal Year 2014. A full list of economically significant projects supporting these goals can be found in the projects addendum accompanying the 2014 CEDS Progress Report. The full list is self-reported by local governments and economic development organizations.

2011 CEDS Goals and Objectives

A. Foster public-private and intergovernmental partnerships to address economic development needs in the Region while emphasizing cooperation over competition.

1. Continue to foster coordination among Local Economic Development Organizations (LEDOs)
 - The partnership between Bi-State Regional Commission, the Quad Cities Chamber of Commerce, and multiple stakeholders to create an implementation plan for a regional Metal and Multi-Materials Innovation Hub is one example of the region's dedication to this goal.
2. Maintain Economic Development Professions (EDP) networking meetings
 - EDP networking meetings are held throughout the region where information and projects are shared. They serve as a forum to foster communication within the region. Networking meetings are convened by multiple organizations including but not limited to Chambers of Commerce, the Henry County Economic Development Partnership, and institutions of higher learning.

B. Work together as a region to attract, retain, and create businesses.

1. Create 1,500 jobs, retain 3,500 jobs, and expand wealth by \$2.8 billion in the next five years
 - In the past year alone, local governments reported an estimated 1,046 jobs created and 1,075 retained. It should be noted that for infrastructure projects, the number of jobs created and retained relate directly to the construction project and not to any potential business expansion that may result of infrastructure improvements.

C. Maintain and provide infrastructure, including technology that supports business growth and expansion.

1. Complete the Bi-State Region Long Range Transportation Plan

- Completed June 22, 2011. Work has begun on the next update due June 30, 2016, including a \$300,000 study of household travel completed this year.
2. Continue to seek federal, state, and local funding of I-74
 - \$88 million in federal funding has been received. Both Iowa and Illinois Departments of Transportation have committed to completion of the central bridge section at a cost of \$870 million. Over \$20 million in preparatory road work will begin this year in Bettendorf and Moline Central Business Districts.
 3. Construct EDA-funded Regional Transload Facility at Eastern Iowa Industrial Center
 - The regional Transload Facility is currently under construction. The target completion date is July 1, 2015.
 4. Construct EDA-funded road and site improvements at River Tech adjacent to QC campus of Western Illinois University
 - Completed March 2012
 5. Receive EDA funding for, and construct water and sewer infrastructure to Triumph Foods site in East Moline
 - A final attempt for funding was made in December 2011; however EDA did not provide funding for infrastructure improvements at the Triumph Foods site in East Moline, Illinois. Triumph has put its plans for the plant on hold indefinitely.
 6. Continue to seek federal, state, and local funding for water, sewer, and storm water improvements across the region
 - Multiple local governments have reported significant improvements to their water, stormwater, and wastewater systems. These projects provide the infrastructure needed to support economic development and are listed in the completed projects section of the Addendum Project List. One project of note is the City of Davenport Westside Sewer Diversion Tunnel that opened up northwest Davenport for potential development. It is estimated that the sewer project could create approximately 20,000 jobs in the future.
 7. As a region, support opportunities for infrastructure development that support alternative fuel initiatives
 - Patriot Renewable Fuel announced in June its intent to produce cellulosic ethanol as an advanced biofuel. In addition, many of the transit systems have been actively transitioning from diesel fuel to compressed natural gas for its busses. In September 2013, Henry County collected its first property tax payment from Invenergy who developed the Bishop Hill wind energy farms.
 - Bi-State Regional Commission continues to seek sustainable infrastructure development that supports multi-modal transportation and development of alternative fuels. Portions of local government vehicle and transit fleets have been converted to compressed natural gas and

hybrids. Bi-State is also releasing a Request for Proposals to conduct an updated freight/intermodal transportation system study for the region to improve efficiencies in freight movement.

D. Promote quality of life opportunities.

1. Support restored and continued federal and state funding of Quad Cities to Chicago Passenger Rail
 - The Quad Cities to Chicago passenger rail service was awarded \$230 million in a federal grant, and the project is scheduled to be completed in Fiscal Years 2015/2016.
2. Continue to pursue projects that redevelop the Mississippi riverfront
 - Veteran's Memorial in the City of Davenport is a Mississippi Riverfront redevelopment project that is currently underway. The City of Moline is continuing development of RiverTech infrastructure by Western Illinois University. The City of Rock Island invested in their riverfront as well, recently installing a transient boat dock at Schwiebert Park. The City of Muscatine will be redeveloping River Drive and building a convention center. New Boston is redeveloping park and campgrounds on the riverfront.
3. Expand local trail network interconnectivity with neighborhoods, other local trails, and national trails such as the Mississippi River Trail and American Discovery Trail.
 - The City of Buffalo recently completed a Mississippi River Trail alignment study to connect into the MRT system. Additionally, Bettendorf completed work on the Crow Creek Trail and the Iowa DOT widened U.S. 67 shoulders to LeClaire.

E. Continue to pursue redevelopment of blighted, vacant, and environmentally challenged sites to make the best use of existing infrastructure.

1. Complete currently underway downtown living projects such as Jackson Square Apartments in Rock Island and Enterprise Lofts in Moline
 - Both Jackson Square Apartments and Enterprise Lofts have been completed. Local governments continue to focus on downtown living projects. In total, more than 275 housing units have been complete or are underway within the Bi-State Region.
2. Identify and complete other downtown redevelopment opportunities
 - Multiple local governments have undertaken studies to identify projects in their downtowns such as infrastructure, building and façade improvements, open space planning, and historic designation. Several downtown redevelopment opportunities have been identified in the Addendum as completed, underway, or planned.
3. Redevelop blighted retail centers
 - South Park Mall in Moline is currently being renovated as well as the 11th Street Corridor in Rock Island.

F. Reinforce and expand mechanisms that build human capital.

1. Support continued construction of the Western Illinois University Quad Cities campus
 - Western Illinois University Riverfront Campus Phase II is currently under construction.
2. Support continued growth and success of existing higher education institutions in the region
 - The John Deere Foundation has awarded St. Ambrose University a \$500,000 grant to support its Industrial Engineering and Mechanical Engineering programs. Augustana College, Blackhawk Community College, Eastern Iowa Community Colleges, St. Ambrose University, and Western Illinois University have all made significant investments to the buildings on their campuses, as well as improving the quality of education and programs provided at their facilities.

G. Support continued government and private sector operations at the Rock Island Arsenal and the concept of the Arsenal as a federal campus for the Bi-State Region.

1. Support the existence and work of the Rock Island Arsenal Development Group
 - The Rock Island Arsenal Alliance helps coordinate community support of the Rock Island Arsenal. Members include Rock Island Arsenal Development Group, Bi-State Regional Commission, Quad Cities Chamber of Commerce, and local government officials.
2. Support efforts to strengthen existing legislation such as the Arsenal Support Program and the Arsenal Act
 - The FY2012 National Defense Authorization Act (NDAA) provided contracting flexibility to the Rock Island Arsenal. The 2012NDAA gave the Arsenal's manufacturing center the unlimited ability to partner with the private sector.
 - The United States Army has allocated \$110 million in funding for the Arsenal through the Arsenal Sustainment Initiative, which will help ensure that the Arsenal remains competitive as its bids on additional workload through its partnerships with the private sector.
3. Encourage the establishment of Government Services Administration (GSA) programs at the Arsenal
 - Local governments and development organizations continue to promote the Arsenal's ability to host public and private sector agencies.

H. Remain mindful of the negative economic impacts caused by economic downturns and natural or manmade disasters, and seek opportunities to develop an economy that is robust in its ability to withstand and recover from such events.

1. Complete and update as necessary local hazard mitigation plans
 - Scott County, IA's Multi-Jurisdictional Hazard Mitigation Plan was completed in August 2012. Henry County, IL's Multi-Jurisdictional Hazard Mitigation Plan is currently under FEMA review for approval. Muscatine County, IA's Multi-Jurisdictional Hazard Mitigation Plan update is

currently underway. Rock Island County, IL's Multi-Jurisdictional Hazard Mitigation Update received its grant award in May 2014 and will begin the updating process in July 2014.

- An Emergency Communication Actualization Plan for Rock Island County was completed in 2014, and an Evacuation Plan for the Illinois Bi-State Region completed in 2014 provides resource guide for evacuation events.
2. Prepare as a Region to respond to proposed future BRAC-related reductions at the Arsenal
 - Local governments and development organizations continue to work on preventing job loss at the Arsenal and expanding its presence as a federal facility. Quad Cities area governments continue to fund a Washington D.C.-based lobbyist to help inform federal legislators of the Arsenal's economic value and military importance.
- I. Encourage projects that incorporate sustainable methods, practices, and activities that positively affect the Bi-State economy and its quality of life.**
1. Identify eligible projects and apply for funding under the EDA Global Climate Change Mitigation Incentive Fund
 - The GCCMIF is no longer a funded EDA program.
 2. Identify and promote projects that diversify the housing stock in the Region
 - As previously discussed, multiple downtown housing projects have been completed and are underway throughout the Bi-State Region.
 3. Complete and update as necessary local sustainability plans
 - The Iowa Initiative for Sustainable Communities conducted a year-long partnership with the City of Muscatine to develop projects that implement the goals and objectives of the City's master plan and Blue Zones recommendations.

Performance Measures

The provided measures and results are based on information routinely tracked as part of the CEDS process. Much of this information is self-reported and anecdotal; however when viewed in concert with statistically valid measures such as federal or state labor force data, this information can provide a more complete understanding of the Region's economy.

A. Number of jobs created in the Region

1. Indicators on job expansion in the region are positive. Local governments and development organizations indicated their efforts resulted in 1,046 new jobs in FY 2014 (see addendum for Project List). Given that no official number of net job growth exists, the best indicator may come from estimates. Economic modeling software from EMSI puts the region's net gain in jobs at

1,702 for a total job count of 223,869 region-wide.

B. Number of jobs retained in the Region

1. Local governments and development organizations in the region self-reported an estimated 1,075 jobs retained (see addendum for Project List) in the past Fiscal Year.

C. Number and types of investment in the Region since the last CEDS update

1. Local governments and development organizations self-reported 63 locally-significant economic development related projects completed in the region since July 1, 2013. These projects included industrials and retail expansion as well as infrastructure improvements (see addendum for Project List).

D. Amount of private sector investment in the Region

1. Local governments and development organizations self reported approximately \$423 million in private sector investment in significant economic development projects in the region since July 1, 2013. See the Addendum for a detailed project list.

E. Economic changes in the Region since the last CEDS update

1. The region is showing signs of continued, but slow, recovery in FY 2014. The unemployment rating is improving and the Gross Region Product is growing. Yet retail sales and total labor force shows a slight decline. Several significant expansions were announced by employers, but the region also experienced losses in FY 2014. Table 1 summarizes key expansions and losses for FY 2014, as tracked by local governments and development organizations.

List of Known Major Expansions or Dislocations in FY 2014

Employer	Location	Type	Jobs Added	Jobs Retained	Jobs Lost	Net Jobs Impact	Status
FedEx	Rock Island, IL	Expansion	0	0	0	0	Underway
Genesis Systems	Davenport, IA	Expansion	9	2	0	11	Complete
Lewis Machine Tool	Davenport, IA	Expansion	0	163	0	163	Complete
HARDI North America, Inc.	Davenport, IA	Expansion	24	0	0	24	Complete
Hill & Valley, Inc.	Rock Island, IL	Expansion	25	0	0	25	Underway
Gray Machine & Welding	Rock Island, IL	Expansion	12	0	0	12	Complete
Promotion Support Services	Davenport, IA	Expansion	14	0	0	14	Complete
Roemer Machine	Davenport, IA	Expansion/Retention	0	20	0	20	Complete
Schebler	Riverdale, IA	Expansion	3	4	0	7	Complete
Alter Barge	Rock Island, IL	Expansion	9	0	0	9	Complete
Colohub	Bettendorf, IA	Expansion	13	0	0	13	Complete
MATCON	East Moline, IL	Expansion	150	0	0	150	Complete
Von Maur	Davenport, IA	Expansion/Retention	10	315	0	325	Complete
JMF Manufacturing	East Moline, IL	Expansion/Retention	15	35	0	50	Complete
ALCOA New Product Line Expansion	Riverdale, IA	Expansion	150	200	0	350	Complete
Shopko-Joevans	Bettendorf, IA	Expansion/Retention	250	0	0	250	Complete
Elmore Marketplace	Davenport, IA	Expansion	35	0	0	35	Complete
Maxx Industries	Davenport, IA	Expansion	10	0	0	10	Complete
Fidlar Technologies	Davenport, IA	Expansion/Retention	4	44	0	48	Complete
Cargill Plant Expansion	New Boston, IL	Retention	0	10	0	10	Complete
Crawford Company	Rock Island, IL	Expansion	5	0	0	5	Complete
Bent River	Rock Island, IL	Expansion/Retention	13.5	2	0	15.5	Complete
GSTC Logistics Distribution Facility	Muscatine, IA	Expansion	50	0	20	30	Underway
HNI Oak Laminate Facility	Muscatine, IA	Expansion	10	100	0	110	Underway
Heinz	Muscatine, IA	Expansion	130	0	0	130	Underway
Mid-American Glass	Davenport, IA	Expansion	13	13	0	26	Underway
Miracle Tools	Davenport, IA	Expansion	21	66	0	87	Underway
Verizon Call Center	Davenport, IA	Dislocation	0	0	80	-80	Complete
Family Resources	Davenport, IA	Dislocation	0	0	45	-45	Complete
American TV & Appliance	Davenport, IA	Dislocation	0	0	83	-83	Complete
Genesis Hospital	Davenport, IA	Dislocation	0	0	80	-80	Underway
SUM			975.5	974	308	1641.5	

Source: Data Collected by Bi-State Regional Commission through various resources including media reports, Chambers of Commerce and local government records

\$ = Bi-State or Mercer-Muscatine County Revolving Loan Fund Recipient

Analysis

Overview

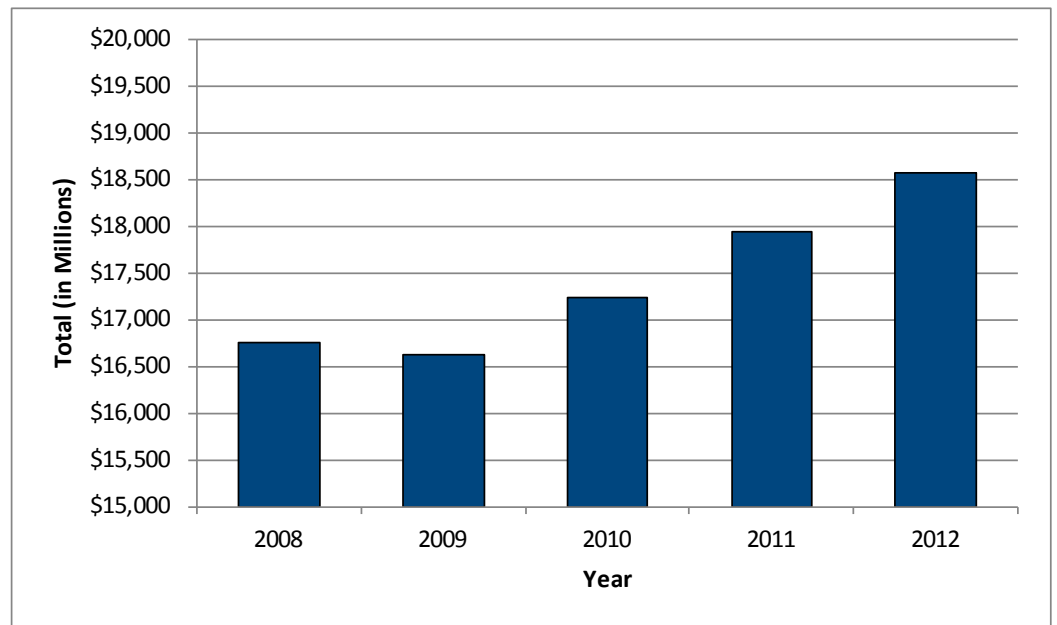
Fiscal year 2014 (July 1, 2013 to June 30, 2014) shows signs of continued recovery for the Bi-State Region, with encouraging results in the latest official measures of Gross Regional Product (GRP), hotel sales tax, and unemployment rate. These improving trends are tempered by a decline in retail sales and regional labor force. However, data from a recent laborshed analysis indicates available labor is greater than the official federal statistic.

The following analysis section covers key economic measures for the region. Not all data sets are available for the current fiscal year. Whenever current fiscal year data are not available, the most current data are provided. Additional data can be found in the Socioeconomic Profile section of this report.

Gross Domestic Product (GDP)

- After a slight decline in 2009, the GDP for the region has increased by 11.7% in 2012
- The annual average GDP over the past 5 years was \$17,421,000 for the Davenport-Moline-Rock Island, IA-IL Metropolitan Statistical Area (DMRI, IA-IL MSA)*.
- in 2012, the GDP for the MSA was \$18,566,000

GDP - Davenport-Moline-Rock Island, IA-IL MSA*



Source: U.S. Department of Commerce, Bureau of Economic Analysis

* Note: Data is only available for the DMRI, IA-IL MSA, which includes Scott County, Iowa and Henry, Mercer, and Rock Island Counties in Illinois. The area is locally referred to as the Quad Cities.

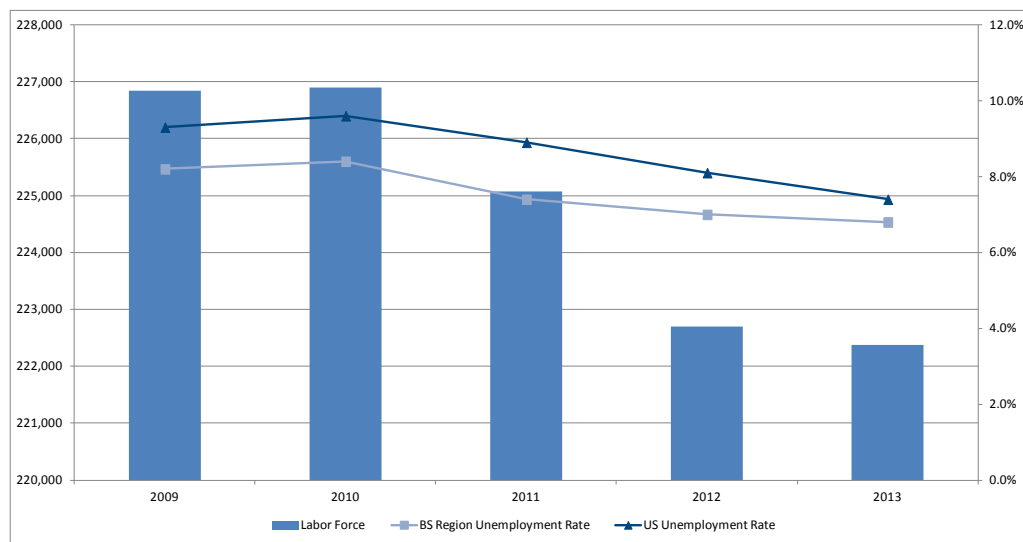
The GDP of the Davenport-Moline-Rock Island, IA-IL MSA* makes up 2.7% of the total GDP in Illinois and 12.2% in Iowa.

Employment

- Over the past 5 years, the Bi-State Region’s annual average unemployment rate peaked in Calendar Year (CY) 2010 at 8.4%.
- The Bi-State Region’s annual average unemployment rate has remained below the U.S. Unemployment rate.
- The region’s labor force has decreased from 226,835 in 2009 to 222,737 in 2013, a 1.97% decrease.

Call Out – Decrease in labor force is attributable to factors such as workers leaving labor force to seek training or education, or are no longer actively seeking employment.

Employment



Source: Bureau of Labor Statistics, Illinois Department of Employment Securities, and Iowa Workforce Development

Laborshed

- A laborshed is defined as the area from which an employment center draws its labor.
- The Quad Cities Chamber of Commerce 2012 Laborshed Study shows that the laborshed is over 530,000 people.
- Map 2 on page ___ from the study shows commuter concentration by place of residence into the Quad Cities.

Key Industries

- The Bi-State Region's key industries represent the region's roots in manufacturing, remaining largely manufacturing based.
- This supports the Region's move to apply to be one of 12 federally designated Manufacturing Communities as part of the Investing in Manufacturing Communities Partnership grant implementation plan currently underway.
- The top five industry sectors for each county in the Bi-State Region are shown on Map 3 on page ____.

Projected Job Growth

- Bi-State Regional Commission utilized Economic Modeling Specialists Inc. (EMSI) to identify possible future economic trends.
- From 2014 to 2015 EMSI predicts growth of 1,759 jobs from employers located within the region, bringing total jobs to 225,628.
- Health Care and Social Assistance; Professional, Scientific, and Technical Services; and Management of Companies and Enterprises stand out in terms of percent of new job growth.
- Table ____ shows more detail on jobs by industry in the Bi-State Region.

Bi-State Region Projected Job Growth

NAICS Code	Description	2014 Jobs	2015 Jobs	Change	% Change	2014 National Location Quotient	2015 National Location Quotient	2013 Avg. Earnings Per Job
31	Manufacturing	30,819	30,789	(30)	0%	1.75	1.77	\$71,510
90	Government	30,580	30,659	79	0%	0.86	0.86	\$63,967
62	Health Care and Social Assistance	27,161	27,905	744	3%	0.98	0.99	\$48,736
44	Retail Trade	25,143	25,179	36	0%	1.07	1.07	\$31,172
72	Accommodation and Food Services	17,557	17,720	163	1%	0.95	0.95	\$16,867
56	Administrative and Support and Waste Management and Remediation Services	14,170	14,241	71	1%	1.01	1.01	\$33,229
23	Construction	11,511	11,667	156	1%	1.01	1.03	\$58,804
81	Other Services (except Public Administration)	11,167	11,293	126	1%	1.00	1.00	\$24,172
42	Wholesale Trade	10,560	10,611	51	0%	1.20	1.20	\$74,020
54	Professional, Scientific, and Technical Services	8,573	8,856	283	3%	0.61	0.61	\$63,194
52	Finance and Insurance	7,665	7,705	40	1%	0.84	0.84	\$71,963
48	Transportation and Warehousing	7,180	7,273	93	1%	1.00	1.00	\$52,869
55	Management of Companies and Enterprises	6,272	6,451	179	3%	2.06	2.10	\$173,692
61	Educational Services (Private)	4,884	4,827	(57)	(1%)	0.85	0.82	\$33,939
71	Arts, Entertainment, and Recreation	2,861	2,817	(44)	(2%)	0.77	0.75	w\$19,228
51	Information	2,557	2,517	(40)	(2%)	0.62	0.62	\$51,638
11	Agriculture, Forestry, Fishing and Hunting	1,943	1,940	(3)	0%	0.71	0.72	\$37,701
53	Real Estate and Rental and Leasing	1,691	1,668	(23)	(1%)	0.46	0.46	\$39,086
22	Utilities	1,422	1,361	(61)	(4%)	1.75	1.68	\$142,037
21	Mining, Quarrying, and Oil and Gas Extraction	151	147	(4)	(3%)	0.12	0.11	\$62,807
	Total	223,869	225,628	1,759	1%			\$53,660

Source: OCEW Employees, Non-OCEW Employees & Self Employed – EMSI 2014.1 Class of Worker

Over the past five years there has been an average of 541 residential building permits issued annually

Housing

- Overall building permits have remained fairly steady over the past five years. The region saw a low in 2009 with 433 issued permits and a high of 615 permits in 2011.
- Single family permits have increased by 33.7% from 2009-2013
- Multi-family permits have increased by 12.5% from 2009-2013

Residential Building Permits - Bi-State Region Annual Total

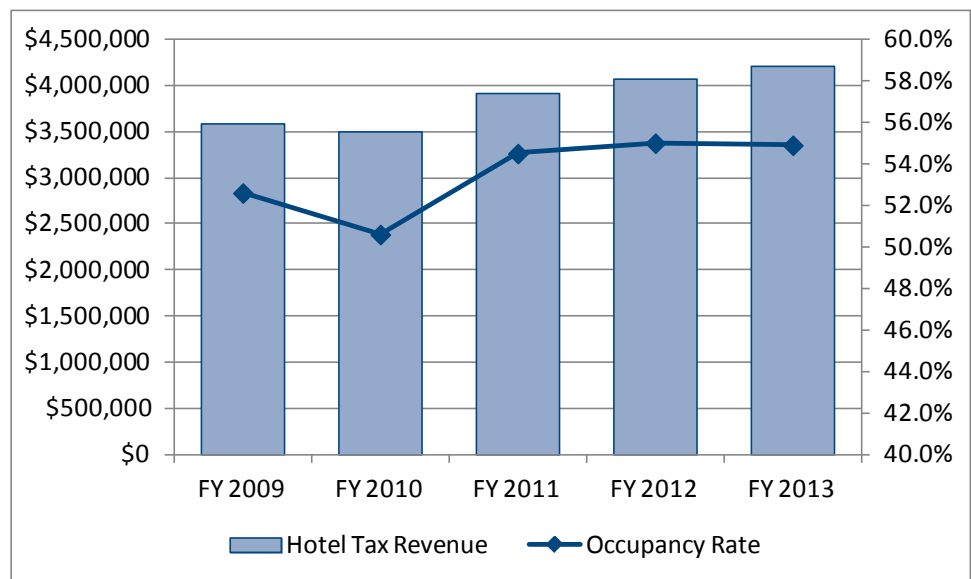
	Single Family Permits	Multi-Family Permits	Total Permits
2009	409	24	433
2010	454	41	495
2011	602	13	615
2012	577	11	588
2013	547	27	574

Source: U.S. Census Bureau, Building Permit Estimates (Total buildings)

Hotel Sales Tax

- After experiencing a decline, tax revenue has increased by an average of 6.4% a year since 2010
- Hotel tax revenue has grown by 17.4% since 2009
- Occupancy rates has increased by 4.4% since 2009

Hotel Tax Revenue and Occupancy Rates



Source: Quad Cities Convention and Visitor's Bureau (QCCVB)






Note: Data is collected by the QCCVB for Scott County, IA; Rock Island County, IL; Mercer County, IL; Warren County, IL; and Henderson County, IL.

Map 3 – Key Industries

Key Industries

The top five industry sectors for each county in the Bi-State Region are shown on the map, based on Location Quotient (LQ) and total jobs. LQ is a measure of the concentration of a certain industry sector in an area relative to the concentration of that industry sector in the U.S. An area's LQs can be used to quickly describe the industries that make up the economic base of a region.










Scott County

-  Aluminum Production
-  Construction Machinery Manufacturing
-  Animal-based Food Manufacturing
-  Ferrous and Non-Ferrous Metal Foundries
-  Lime and Cement Manufacturing




Muscatine County


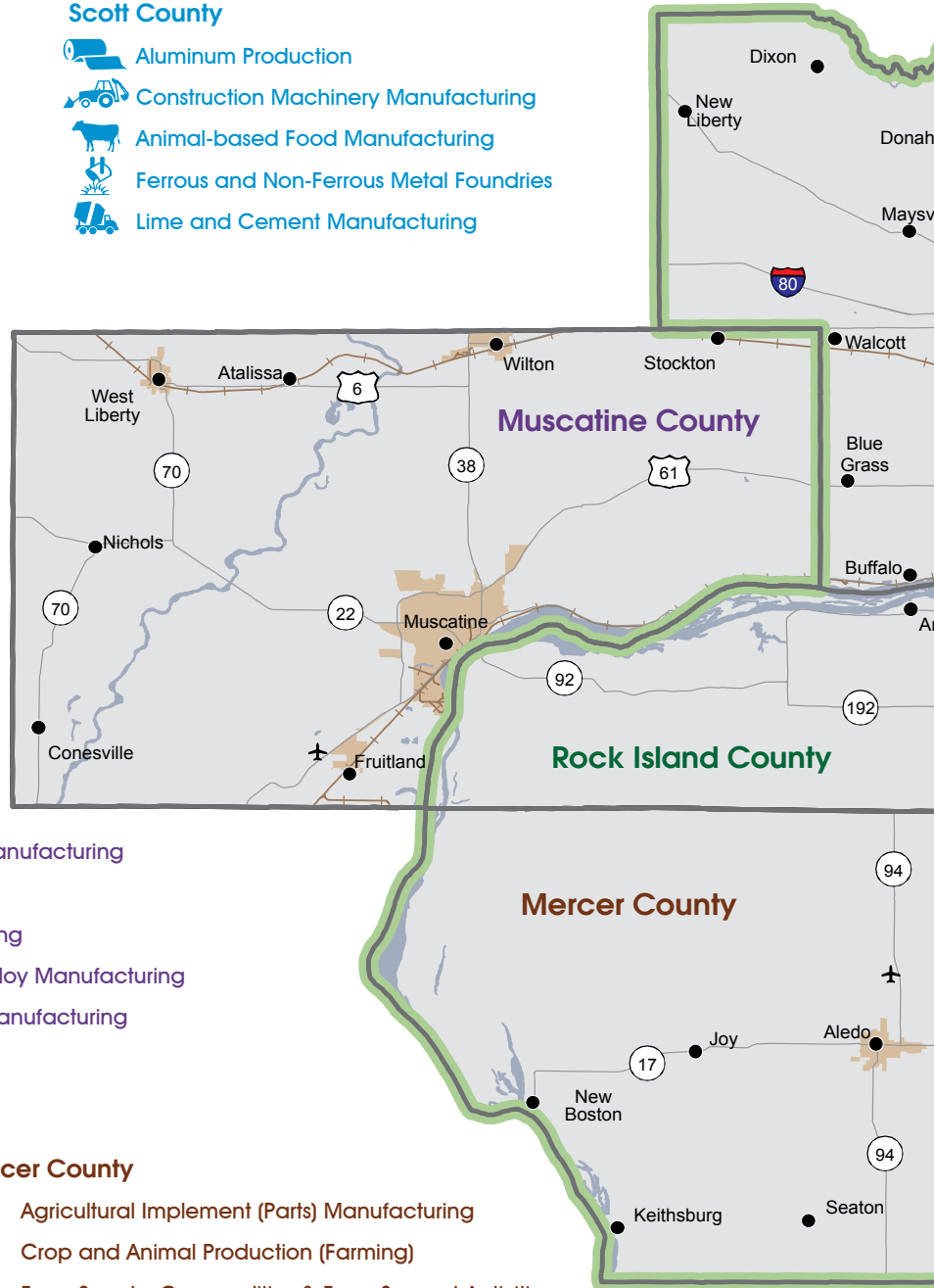
-  Office Furniture and Fixtures Manufacturing
-  Lighting Fixture Manufacturing
-  Plant-based Food Manufacturing
-  Iron and Steel Mills and Ferroalloy Manufacturing
-  Pesticide and Ag. Chemical Manufacturing

Legend

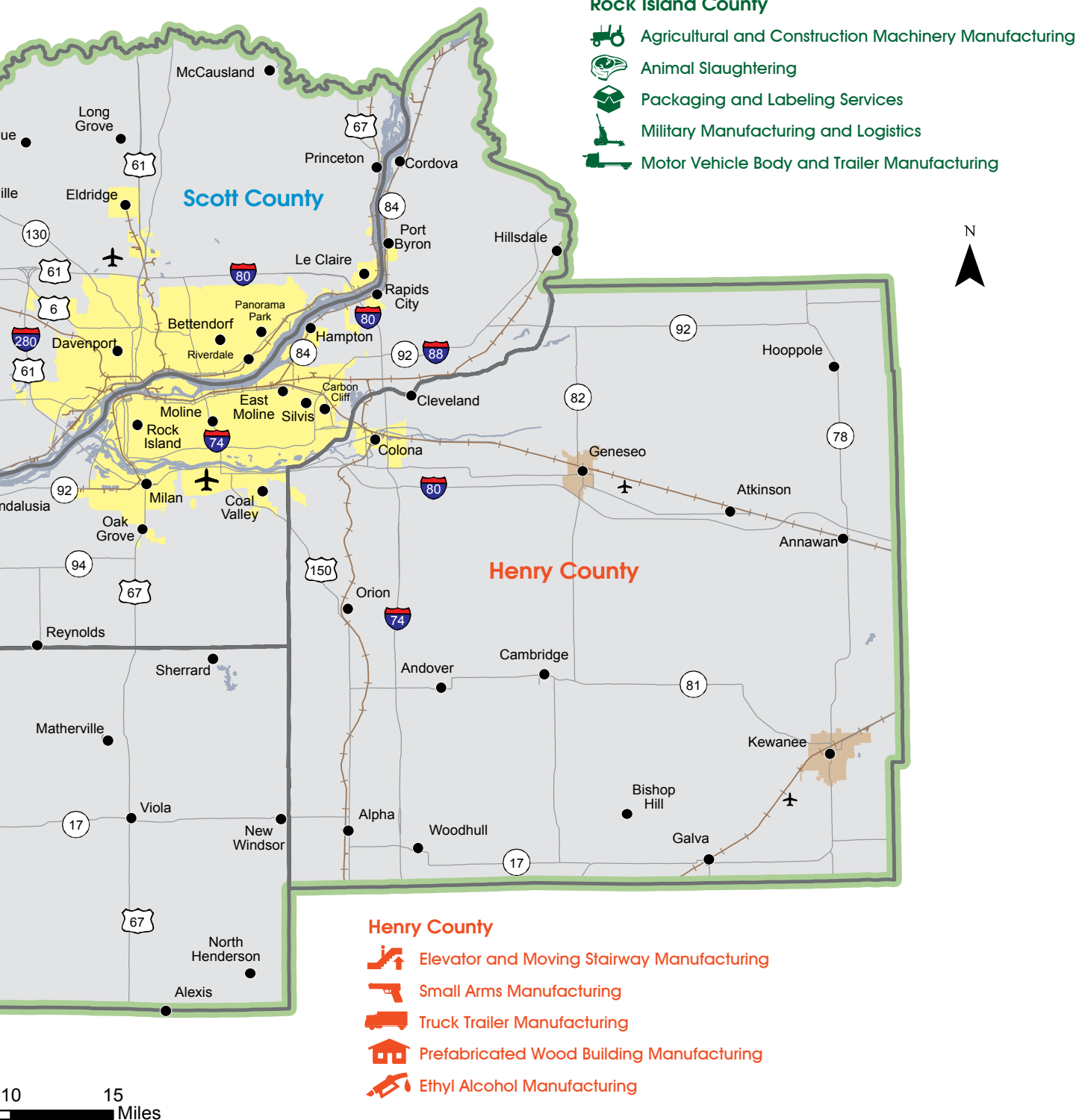
-  Census Urbanized Area
-  Census Urban Cluster
-  MSA Boundary
-  County Boundaries
-  Cities
-  Major Roadways
-  Railroads
-  Airports
-  Rivers and Lakes

Mercer County

-  Agricultural Implement (Parts) Manufacturing
-  Crop and Animal Production (Farming)
-  Farm Supply, Commodities & Farm Support Activities
-  Paperboard Container Manufacturing
-  Platework and Fabricated Structural Products



Manufacturing in the Bi-State Region



Retail Sales

- The region averages \$5,200,000 in retail sales annually (not inflation adjusted)
- In current dollars retail sales have grow by 3.1% from 2009-2013, however when adjusted for inflation the region actually saw a decrease in sales of 5.1%.
- Over the past year retail sales have seen a slight decline of 0.2% (or -1.6% adjusted for inflation)

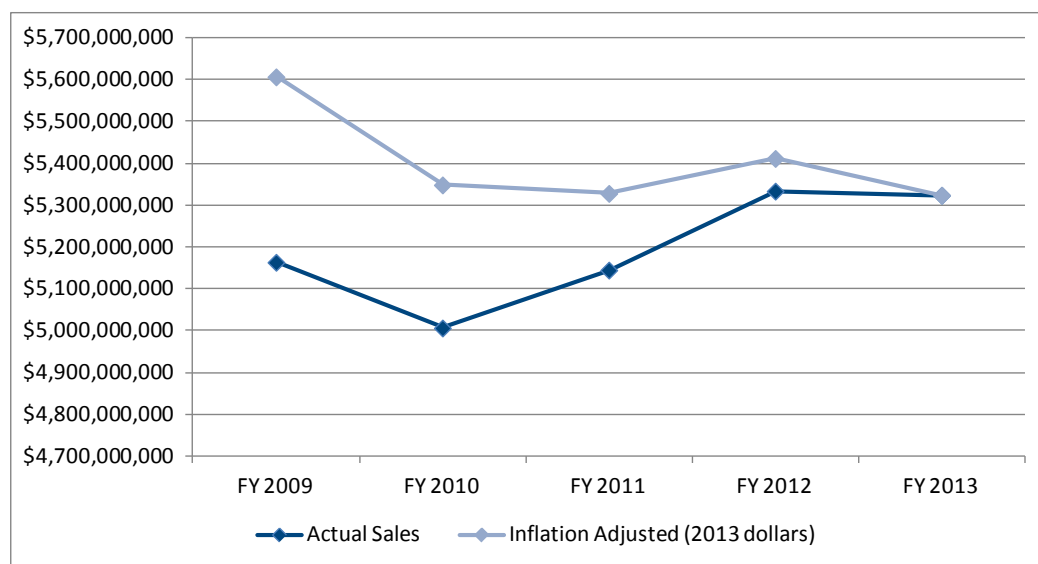
Retail Sales for the Bi-State Region

	Actual sales	Inflation adjusted (2013 dollars)
FY 2009	\$5,163,316,081	\$5,606,634,780
FY 2010	\$5,006,183,061	\$5,348,283,800
FY 2011	\$5,144,611,401	\$5,327,991,790
FY 2012	\$5,333,422,072	\$5,411,543,810
FY 2013	\$5,323,554,695	\$5,323,554,695

Source: Illinois Department of Revenue; Iowa Department of Revenue; and U.S. Bureau of Labor Statistics, CPI Calculator

Note: FY = July 1 - June 30

Retail Sales for the Bi-State Region



Source: Illinois Department of Revenue; Iowa Department of Revenue; and U.S. Bureau of Labor Statistics, CPI Calculator

Note: FY = July 1 - June 30

Quality of Life

This section assesses the quality of life in the Bi-State Region. Data on a cost of living index and a local arts index is presented for the Davenport-Moline-Rock Island, IA-IL Metropolitan Statistical Area (DMRI, IA-IL MSA)*. Recreational amenities and attractions, events, and festivals are presented for the Bi-State Region as a whole, which includes the DMRI, IA-IL MSA*, as well as Muscatine County, Iowa.

Cost of Living Index

The Council for Community and Economic Research (C2ER) provides a cost of living index to assess how affordable the DMRI, IA-IL MSA* is compared to the U.S national composite score of 100. Lower scores indicate lower prices and costs for consumers. The DMRI, IA-IL MSA* has a cost of living that is competitive with other similar peer groups in the Midwest.

The DMRI, IA-IL MSA has a per capita consumption of \$347.83 in arts and culture, which is comparable to the other metro areas.

Arts and culture consumer expenditures is defined as spending on entertainment admission fees, recorded media, musical instruments, photographic equipment and supplies, and reading materials.

Cost of Living Index Scores

Metropolitan Statistical Area	Composite Score	Grocery	Housing	Utilities	Transportation	Health Care	Misc.
Davenport-Moline-Rock Island, IA-IL MSA*	95.7	86.8	100.9	85.5	111.5	95.1	92.4
Ames, IA	96.0	87.2	99.4	86.2	101.8	99.9	97.0
Cedar Rapids, IA	91.9	86.8	82.7	102.3	94.8	101.7	95.6
Chicago IL	115.3	98.4	136.2	98.9	124.4	97.9	109.6
Des Moines, IA	90.3	85.5	86.0	89.6	96.3	93.8	93.1
Kansas City, MO	99.2	95.8	92.3	110.6	98.5	96.5	103.3
Peoria, IL	99.6	89.3	100.7	96.0	108.5	96.0	101.1
Rockford, IL	90.9	86.6	81.5	91.2	100.6	104.6	94.3
Springfield, IL	94.3	90.9	94.2	77.2	105.0	109.8	94.5

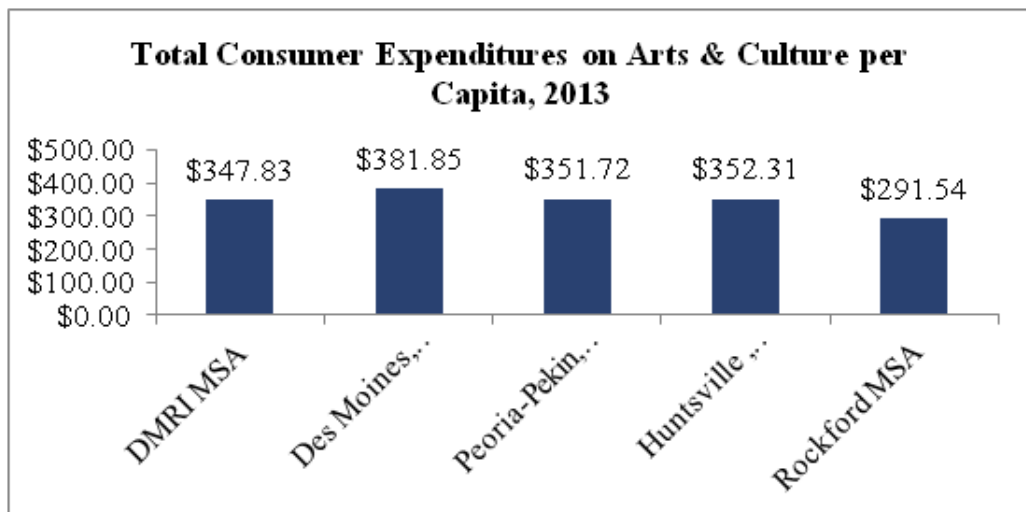
Source: C2ER, Cost of Living Index, 2013 Annual Average Data. Note: The U.S. composite score = 100. Scores less than 100 indicate lower costs for consumers.

* Note: Data is only available for the DMRI, IA-IL MSA, which includes Scott County, Iowa and Henry, Mercer, and Rock Island Counties in Illinois. The area is locally referred to as the Quad Cities.

Cultural Amenities

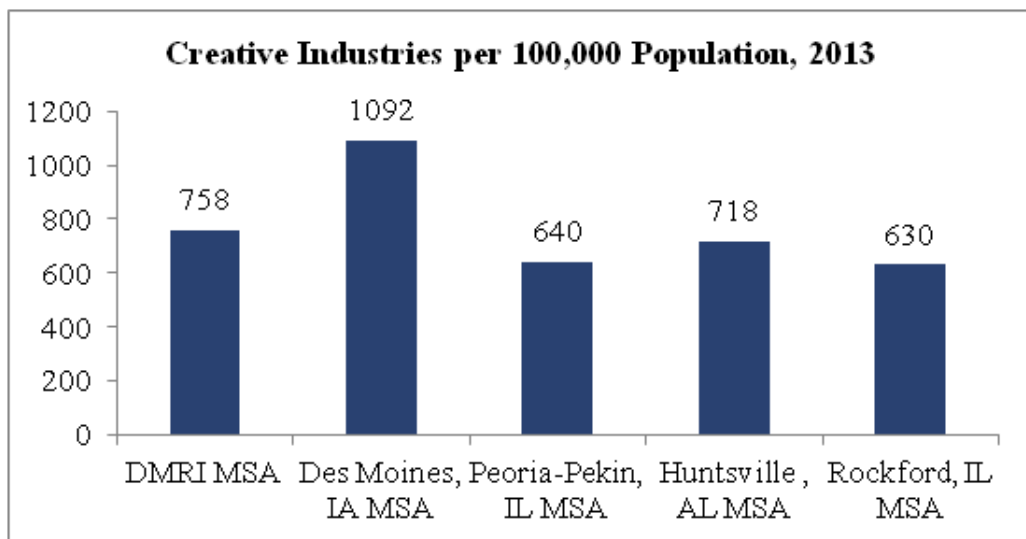
Americans for the Arts conducts a yearly Local Arts Index to assess cultural metrics for various counties in the U.S. Three indicators of cultural amenities have been selected to demonstrate aspects of quality of life.

Per Capita Consumer Expenditures



Source: Americans for the Arts, "Local Arts Index", 2009 – 2013 Data

Creative Industries



Source: Americans for the Arts, "Local Arts Index", 2009 – 2013 Data.

The Davenport-Moline-Rock Island, IA-IL MSA has approximately 758 creative industries per 100,000 people.

Creative industries include firms in design, education, arts and culture, and tech-savvy services.

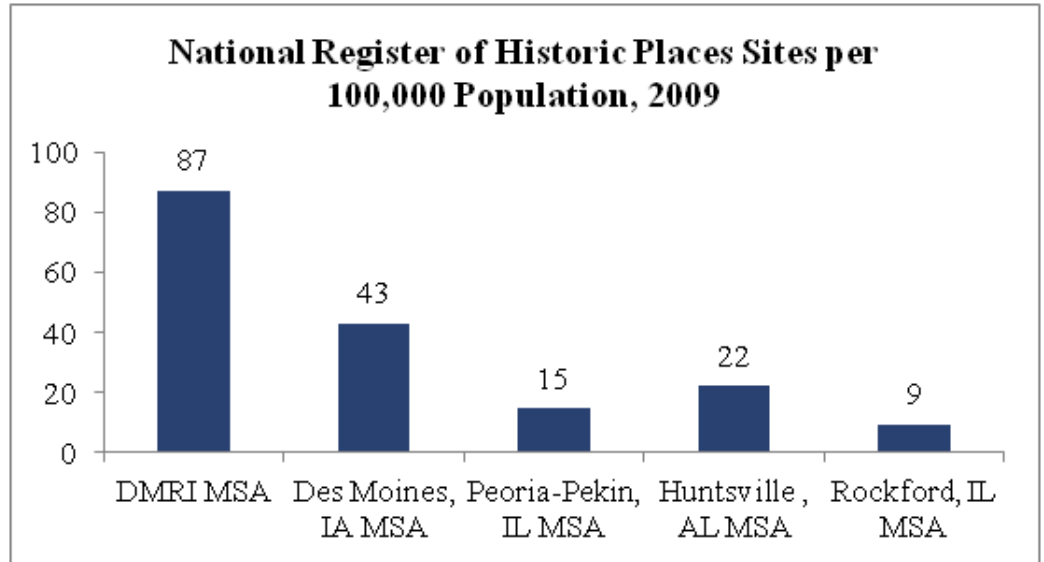
Innovative and entrepreneurial professions help spur economic growth and diversify the region's industries.

* Note: Data is referenced for the DMRI, IA-IL MSA, which includes Scott County, Iowa and Henry, Mercer, and Rock Island Counties in Illinois. The area is locally referred to as the Quad Cities.

According to the National Register of Historic Places, the Davenport-Moline-Rock Island, IA-IL MSA has 87 nationally historic places per 100,000 people.

Muscatine County alone has roughly 61 nationally historic sites per 100,000 people, which is more than twice the national average of 28 sites per 100,000 people.

Sites on the National Register of Historic Places



Source: Americans for the Arts, "Local Arts Index", 2009 – 2013 Data

Recreational Amenities

The Bi-State Region includes not just cultural amenities, such as arts and theatre, but also trails, parks, and a wide variety of greenways, parkways, and waterways including the Mississippi River, Rock River, and Cedar River. The following recreational amenities listed below are just a sample of what the region has to offer.

Selected Recreational Amenities in the Bi-State Region

Trails	Location
Iowa Mississippi River Trail	Muscatine Co. & Scott Co.
Illinois Great River Trail	Mercer Co., Rock Island Co. & Scott Co.
Duck Creek Parkway Trail	Scott Co.
Hennepin Canal State Parkway Trail	Henry Co. & Rock Island Co.
Arsenal Island Bike Trail	Rock Island Co.
Kiwanis Trail	Rock Island Co.
Landmarks & Cultural Heritage	
German American Heritage Center	Davenport, IA
Family Museum	Bettendorf, IA
John Deere Commons	Moline, IL
Arsenal Museum	Rock Island, IL
Ryan Round Barn	Kewanee, IL

Continued, next page

* Note: Data is referenced for the DMRI, IA-IL MSA, which includes Scott County, Iowa and Henry, Mercer, and Rock Island Counties in Illinois. The area is locally referred to as the Quad Cities.

Landmarks & Cultural Heritage, cont.	
Pearl Button Museum	Muscatine, IA
Bishop Hill Historic District	Bishop Hill, IL

Source: Aledo Main Street Association, Henry County Illinois Tourism Bureau, Muscatine Convention and Tourism Bureau, Quad Cities Convention & Visitors Bureau

Attractions, Events, and Festivals

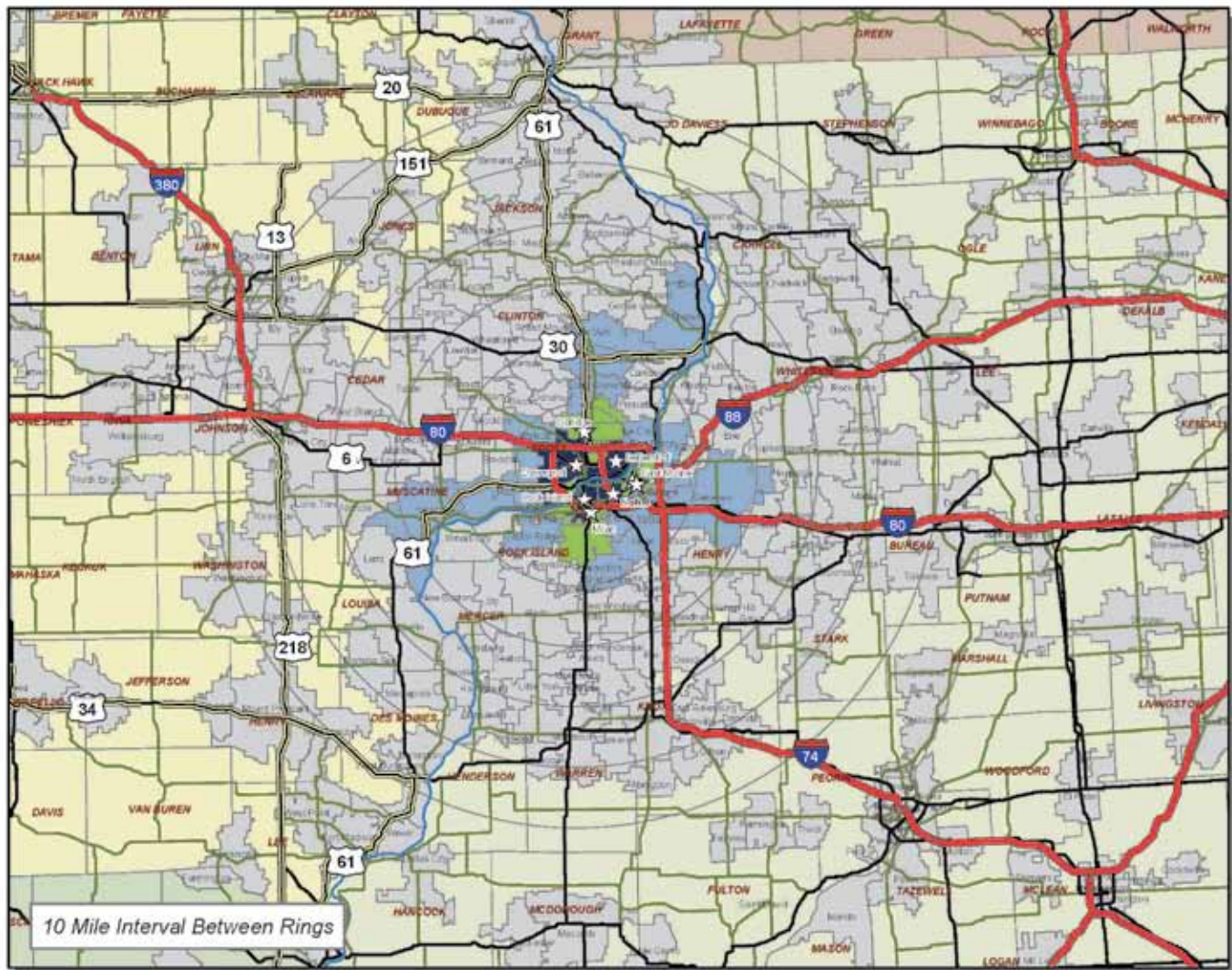
Attractions, Events, and Festivals in the Region provide both an economic impact to the area, drawing visitors and residents alike, as well as helping to improve the quality of life for area residents. A sample of the Region's offerings is listed below.

Selected Attractions, Festivals, and Events in the Bi-State Region

Attractions, Festivals, and Events	
Annawan Canal Ambush Mini Triathlon	Annawan, IL
Antique Engine Tractor Association Festival	Atkinson, IL
Atkinson Motorsports Park	Atkinson, IL
Cardboard Regatta	Colona, IL
Great Mississippi Valley Fair	Davenport, IA
Great River Days	Muscatine, IA
Jackson Concert Series	Muscatine, IA
John Deere Classic Golf Tournament	Silvis, IL
Julmarknad (Christmas Market)	Bishop Hill, IL
Mississippi Valley Blues Festival	Davenport, IA
Muscatine Aquatic Center	Muscatine, IA
Muscatine County Fair	West Liberty, IA
New Windsor Fair and Rodeo	New Windsor, IL
Quad City Air Show	Davenport, IA
Quad City Botanical Center	Rock Island, IL
Quad Cities River Bandits	Davenport, IA
Quad City Times Bix 7 Run	Davenport, IA
Rhubarb Festival	Aledo, IL
Scarecrow Festival	Muscatine, IA

Source: Aledo Main Street Association, Henry County Illinois Tourism Bureau, Muscatine Convention and Tourism Bureau, Quad Cities Convention & Visitors Bureau

Map 1 – Commuter Concentration by Place of Residence into the Quad Cities



0 15 30 60 90 120 Miles



Legend

- ☆ Quad Cities Node Communities
- Mississippi River
- Interstates
- 4-Lane Highways
- US Highways
- State Highways
- Illinois County
- Iowa County
- Missouri County
- Wisconsin County

Commuter Concentration by Place of Residence (per ZIP Code)

- 1 - 141
- 142 - 557
- 558 - 1,943
- 1,944 - 4,444

Map 2 – Economic Development Administration (EDA) Infrastructure Investments

